



ORBITAL MOTORS, VALVES & BRAKES











































sales@samhydraulics.com.au







www.samhydraulics.com.au

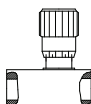
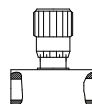
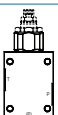
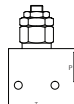
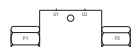


PICTURE INDEX

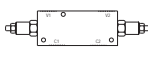
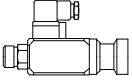
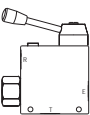
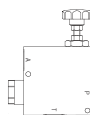
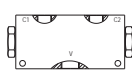
ORBITAL MOTORS	MM	MLHM	MP	HP	PL	MR	RW
							
	GEROTOR	GEROTOR	GEROTOR	GEROTOR	GEROTOR	ROLL GEROTOR	ROLL GEROTOR
	PAGE 2	PAGE 3	PAGE 4	PAGE 5	PAGE 6	PAGE 7	PAGE 8
ORBITAL MOTORS	HR	RL	MH	HW	MS	MLHS	MT
							
	ROLL GEROTOR	ROLL GEROTOR	ROLL GEROTOR	ROLL GEROTOR	DISK VALVE	DISK VALVE	DISK VALVE
	PAGE 9	PAGE 10	PAGE 11	PAGE 12	PAGE 13	PAGE 14	PAGE 15
ORBITAL MOTORS	MLHT	MTM	MV	KP	LB	HKU	STEERING & SEALS
							
	DISK VALVE	DISK VALVE	DISK VALVE	DIRECT MOUNTED VALVES	STATIC TORQUE BRAKE	STEERING ORBITALS	STEERING ACCESSORIES & MOTOR SEALS
	PAGE 16	PAGE 17	PAGE 18	PAGE 19	PAGE 20	PAGE 21	PAGE 22, 23
GEAR PUMPS	EUROPEAN	EUROPEAN	EUROPEAN	EUROPEAN	AMERICAN	AMERICAN	GERMAN
							
	GROUP 00	GROUP 1	GROUP 2	GROUP 3	GROUP 2	GROUP 3	GROUP 2
	PAGE 26	PAGE 27	PAGE 28	PAGE 29	PAGE 30	PAGE 31	PAGE 32
GEAR PUMPS	GERMAN	SPECIAL	PRIORITY	MULTIPLE	MULTIPLE	MULTIPLE	MULTIPLE
							
	GROUP 3	GROUP 2	GROUP 2	GROUP 2	GROUP 1	GROUP 2	GROUP 3
	PAGE 33	PAGE 34	PAGE 35	PAGE 36	PAGE 37	PAGE 38, 39	PAGE 40
GEAR MOTORS	GEAR MOTOR	GEAR MOTOR	GEAR MOTOR	HAND PUMP	ROTATION		
							
	GROUP 1	GROUP 2	GROUP 3	HAND PUMPS VANE PUMPS	WORKSHOP		
	PAGE 41	PAGE 42	PAGE 43	PAGE 44	PAGE 45		


PICTURE INDEX

MOBILE VALVES	MONOBLOCK	MONOBLOCK	MONOBLOCK	MONOBLOCK	MIXED	SELECTOR
						
	35 LT	45 LT	90 LT	150 LT	LOGSPLITTER DIVERTERS	6 PORT 50 & 90 LT
	PAGE 48	PAGE 49	PAGE 50	PAGE 51	PAGE 52	PAGE 53

CETOP RANGE	SOLENOID	SOLENOID	SOLENOID	DCV	MODULAR	MANIFOLDS	QUICK HITCHES
							
	CETOP 3, 5 DOFLUID	CETOP 3, 5, 7 INTERNATIONAL	CETOP 8 INTERNATIONAL	HANDLE, PNEU, HYDRAULIC	CETOP 3 & 5	ALLOY & STEEL PARALLEL & SERIES	PICTURE SAMPLES
	PAGE 56	PAGE 57	PAGE 58	PAGE 59	PAGE 60	PAGE 61	PAGE 62

PRESSURE & FLOW CONTROL VALVES	FLOW CONTROL	NEEDLE VALVE	RELIEF	RELIEF	P/O CHECK	CHECK	HOSE BURST
							
	KNOB REVERSE CHECK	KNOB CONTROLLED 2WAY	DIRECT ACTING	DIRECT ACTING	SINGLE & DUAL	0.5 & 3 BAR	FEMALE/FEMALE
	PAGE 64	PAGE 64	PAGE 64	PAGE 64	PAGE 64	PAGE 65	PAGE 65

PRESSURE & FLOW CONTROL VALVES	OVERCENTRE	PRESS SWITCH	PRIORITY	PRIORITY	FLOW DIVIDER
					
	SINGLE & DUAL	15 - 360 BAR	HANDLE 30LT	KNOB 50 & 90LT	1/2"BSPP
	PAGE 65	PAGE 65	PAGE 65	PAGE 65	PAGE 65

BOLTS	BOLT KITS
	
	MIXED
	PAGE 66





ORBITAL MOTOR RANGE

CONTENTS

HIGH TORQUE ORBITAL MOTORS

DIRECT MOUNTED VALVES

STATIC TORQUE BRAKES

STEERING UNITS AND ACCESSORIES

SEAL KITS

MOTOR CROSS REFERENCE TABLE



Ordering Code System

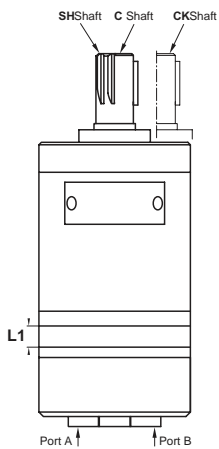
MM	ADDITIONS OPTION 1	MOUNTING OPTION 2	PORTS OPTION 3	DISPLACEMENT (8cc-50cc)	SHAFTS OPTION 4	SERIES 1-10		
OPTION 1 – ADDITIONS			OPTION 2 – MOUNTING		OPTION 3 – PORTS		OPTION 4 – SHAFTS	
Code	Description	List Price	Code	Description	List Price	Code	Description	List Price
D	Dual Cross Line Relief	\$ 52	OMIT	Round (3 Bolt) – 31.5mm Spigot	-	OMIT	Rear Ports – 3/8" BSPP	-
			F	SAE AA (2Hole) – 63mm Spigot	\$ 26	S	Side Ports – 3/8" BSPP	\$ 10
						C	16mm Straight Keyed	-
						CK	14mm Straight Keyed	-
						SH	16.5mm 9T Splined	\$ 12

SEAL KIT
Refer to page 23, MM Series

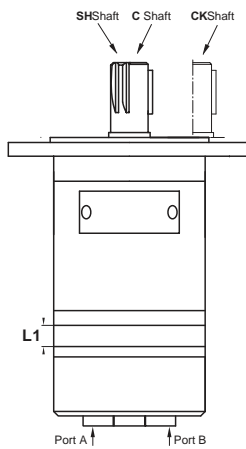
Standard: Shaft 16mm Keyed, **Mount** 3 Bolt, **Rear Ports** 3/8" BSPP **Case** 1/8" BSPP

Part Number & Pricing		Specifications							
Part.	List Price	CC/Rev	Rotor Width L1 - mm	Speed Max Cont RPM	Flow Max Cont LPM	Pressure Drop Max Cont Bar	Inlet Pressure Max Cont Bar	Torque Max Cont Nm	Weight Kg
MM 8 C	\$ 329	8.2	3.5	1950	16	105	140	11	2
MM 12.5 C	\$ 334	12.9	5.5	1550	20	105	140	16	2.1
MM 20 C	\$ 340	20	8.5	1000	20	105	140	25	2.2
MM 32 C	\$ 346	31.8	13.5	630	20	105	140	40	2.3
MM 40 C	\$ 414	40	17	500	20	82.5	140	41	2.4
MM 50 C	\$ 464	50	21	400	20	70	140	45	2.6

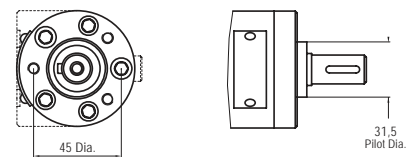
Standard Mount - MM Series Motor



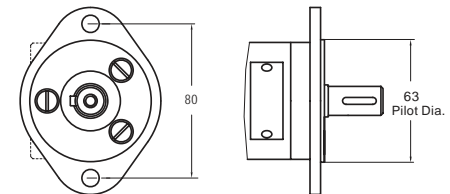
F Mount - MMF Series Motor



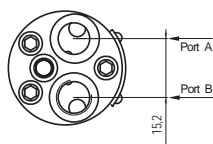
Standard Mount, M6 3 Bolt



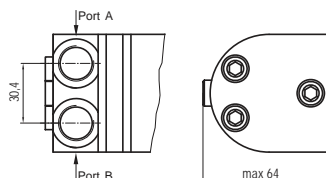
F - Mount, SAE AA 2 Hole



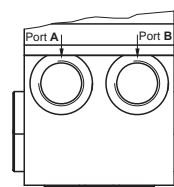
Standard - Rear Ports



S - Side Ports



D - Dual Cross Line Relief, Side Ports



MLHM SERIES GEROTOR, SAE DESIGN



Ordering Code System

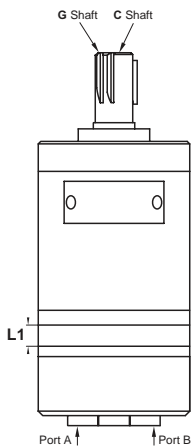
MLHM	ADDITIONS OPTION 1	MOUNTING OPTION 2	DISPLACEMENT (8cc-50cc)	SHAFTS OPTION 3	PORTS OPTION 4	SERIES A-E					
OPTION 1 – ADDITIONS			OPTION 2 – MOUNTING			OPTION 3 – SHAFTS			OPTION 4 – PORTS		
Code	Description	List Price	Code	Description	List Price	Code	Description	List Price	Code	Description	List Price
D	Dual Cross Line Relief	-	OMIT	Round (3 Bolt) – 31.5mm Spigot	-	C	5/8" Straight Keyed	-	7	Rear Ports – 9/16" UNF	-
			F	SAE AA (2Hole) – 63mm Spigot	\$ 26	G	16.5mm 9T Splined	\$ 12	4	Side Ports – 9/16" UNF	\$ 10

SEAL KIT
Refer to page 23, MLHM Series

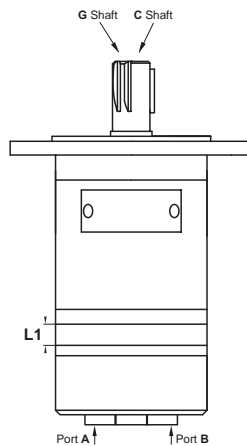
Standard: Shaft 5/8" Keyed, **Mount** 3 Bolt, **Rear Ports** 9/16" UNF, **Case** 3/8" UNF

Part Number & Pricing		Specifications							
Part.	List Price	CC/Rev	Rotor Width L1 - mm	Speed Max Cont RPM	Flow Max Cont LPM	Pressure Drop Max Cont Bar	Inlet Pressure Max Cont Bar	Torque Max Cont Nm	Weight Kg
MLHM 8 C7	\$ 339	8.2	3.5	1950	16	105	140	12	2
MLHM 12.5 C7	\$ 344	12.9	5.5	1550	20	105	140	17	2.1
MLHM 20 C7	\$ 350	20	8.5	1000	20	105	140	26	2.2
MLHM 32 C7	\$ 356	31.8	13.5	630	20	105	140	42	2.3
MLHM 40 C7	\$ 424	40	17	500	20	82.5	140	42	2.4
MLHM 50 C7	\$ 474	50	21	400	20	70	140	45	2.6

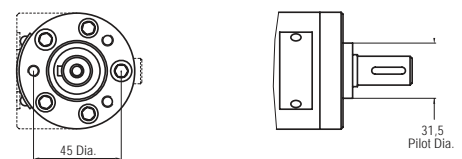
Standard Mount - MLHM Series Motor



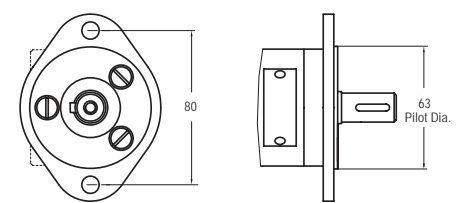
F Mount - MLHMF Series Motor



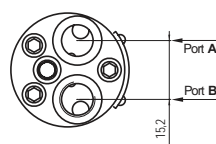
Standard Mount, M6 3 Bolt



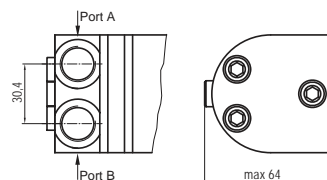
F - Mount, SAE AA 2 Hole



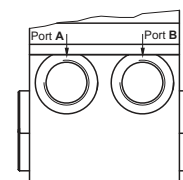
7 - Rear Ports



4 - Side Ports



D - Dual Cross Line Relief, Side Ports



MP SERIES GEROTOR, EURO DESIGN



Ordering Code System



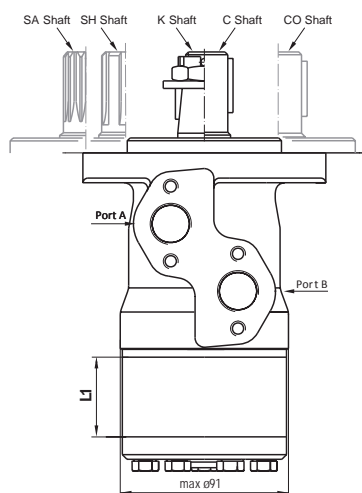
OPTION 1 – MOUNTING			OPTION 2 – ADDITIONS			OPTION 3 – SHAFTS			OPTION 4 – SHAFT SEALS		
Code	Description	List Price	Code	Description	List Price	Code	Description	List Price	Code	Description	List Price
OMIT	SAE A (2Hole) 82.5mm Spigot	-	N	Needle Bearings	\$ 42	CO	1" Straight Keyed	-	D	# 150 Bar Shaft Seal	-
Q	Square (4Bolt) 44.4mm Spigot	\$ 30	E	Rear Ports - 1/2" BSPP	\$ 32	C	25mm Straight Keyed	-	U	# 200 Bar Shaft Seal	\$ 24
F	Magneto Oval (4Hole) 82.5mm Spigot	\$ 12				CB	32mm Straight Keyed	\$ 41	V	# 150 Bar Viton Shaft Seal	\$ 73
W	Wheel Mount 80mm Spigot	\$ 77				*	1" Straight Cross Hole - 10.3mm Hole * Contact Office	\$ 10	RS	SPEED SENSOR For correct coding, add RS after above seal options	\$250
						SH	1" 6B Splined	\$ 10			
						SA	24.5mm 14T Splined	\$ 20			
						HB	1.1/4" 14T Splined	\$ 48			
						K	28.56mm 1:10 Tapered	\$ 22			
						KB	35mm 1:10 Tapered	\$ 30			

SEAL KIT
Refer to page 23, MP Series

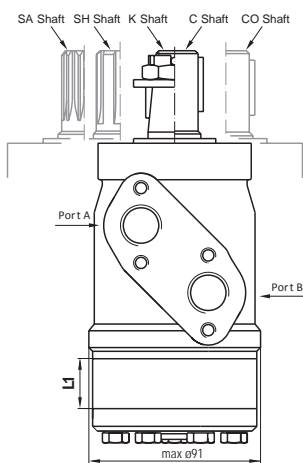
Standard: **Shaft** 1" Straight Keyed, **Mount** SAE A 2 Bolt, **Ports** 1/2" BSPP, **Case** 1/4" BSPP

Part Number & Pricing		Specifications							
Part.	List Price	CC/Rev	Rotor Width L1 - mm	Speed Max Cont RPM	Flow Max Cont LPM	Pressure Drop Max Cont Bar	Inlet Pressure Max Cont Bar	Torque Max Cont Nm	Weight Kg
MP 25 COD	\$ 416	25	5.2	1600	40	100	175	33	6.1
MP 32 COD	\$ 416	32	6.3	1560	50	100	175	43	6.1
MP 40 COD	\$ 416	40	7.4	1500	60	120	175	62	6.2
MP 50 COD	\$ 416	49.5	6.67	1210	60	140	175	94	6.3
MP 60 COD	\$ 421	59.5	8.25	1333	60	140	175	110	6.3
MP 80 COD	\$ 424	79.2	10.67	755	60	140	175	151	6.4
MP 100 COD	\$ 432	99	13.33	605	60	140	175	193	6.6
MP 125 COD	\$ 446	123.8	16.67	486	60	140	175	237	6.7
MP 160 COD	\$ 460	158.4	21.33	378	60	140	175	313	6.9
MP 200 COD	\$ 478	198	26.67	303	60	140	175	366	7.1
MP 250 COD	\$ 485	247.5	33.33	242	60	110	175	470	7.3
MP 315 COD	\$ 510	316.8	42.67	190	60	90	175	480	7.6
MP 400 COD	\$ 525	396	53.33	150	60	70	175	500	8.2
MP 500 COD	\$ 642	495	66.63	120	60	60	140	390	9.4
MP 630 COD	\$ 748	623.6	84	95	60	55	140	440	10.1

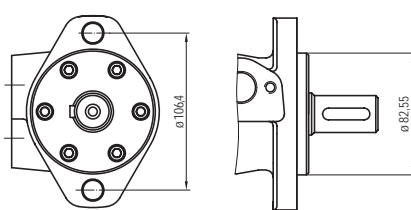
Standard Mount - MP Series Motor



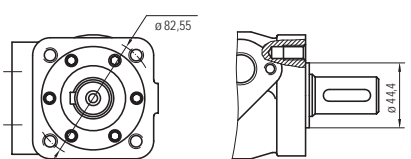
Q Mount - MPQ Series Motor



Standard Mount, SAE A 2 Hole



Q - Mount, M10 4 Bolt



HP SERIES GEROTOR, SAE DESIGN



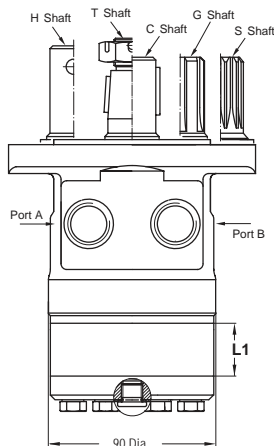
Ordering Code System

HP	MOUNTING OPTION 1	DISPLACEMENT (25cc-400cc)	SHAFTS OPTION 2	PORTS OPTION 3	SHAFT SEALS OPTION 4	SERIES A-E																																																																																																
<table border="1"> <thead> <tr> <th colspan="3">OPTION 1 – MOUNTING</th> <th colspan="3">OPTION 2 – SHAFTS</th> <th colspan="3">OPTION 3 – PORTS</th> <th colspan="3">OPTION 4 – SHAFT SEALS</th> </tr> <tr> <th>Code</th> <th>Description</th> <th>List Price</th> <th>Code</th> <th>Description</th> <th>List Price</th> <th>Code</th> <th>Description</th> <th>List Price</th> <th>Code</th> <th>Description</th> <th>List Price</th> </tr> </thead> <tbody> <tr> <td>OMIT</td> <td>SAE A (2Hole) – 82.5mm Spigot</td> <td>-</td> <td>C</td> <td>1" Straight Woodruff Keyed</td> <td>-</td> <td>4</td> <td>Side Ports – 7/8" UNF</td> <td>-</td> <td>U</td> <td># 200 Bar Shaft Seal</td> <td>-</td> </tr> <tr> <td>Q</td> <td>Square (4Bolt) – 44.4mm Spigot</td> <td>\$ 30</td> <td>G</td> <td>1" SAE 6B Splined</td> <td>\$ 10</td> <td>1</td> <td>Manifold Ports</td> <td>\$ 16</td> <td>UE</td> <td>#* 200 Bar Shaft Seal</td> <td>-</td> </tr> <tr> <td colspan="6"></td> <td colspan="3">* 25mm Staight Woodruff Keyed *Contact Office "C4U-06C"</td> <td colspan="3"># Refer to specifications for full performance data</td> </tr> <tr> <td colspan="6"></td> <td colspan="3">S 7/8" 13T Splined \$ 15</td> <td colspan="3">* New body - Design 16mm shorter</td> </tr> <tr> <td colspan="6"></td> <td colspan="3">H 1" Straight Cross Hole (8mm Hole) \$ 10</td> <td colspan="3"></td> </tr> <tr> <td colspan="6"></td> <td colspan="3">TE 1" 1:8 Tapered \$ 27</td> <td colspan="3"></td> </tr> </tbody> </table>							OPTION 1 – MOUNTING			OPTION 2 – SHAFTS			OPTION 3 – PORTS			OPTION 4 – SHAFT SEALS			Code	Description	List Price	Code	Description	List Price	Code	Description	List Price	Code	Description	List Price	OMIT	SAE A (2Hole) – 82.5mm Spigot	-	C	1" Straight Woodruff Keyed	-	4	Side Ports – 7/8" UNF	-	U	# 200 Bar Shaft Seal	-	Q	Square (4Bolt) – 44.4mm Spigot	\$ 30	G	1" SAE 6B Splined	\$ 10	1	Manifold Ports	\$ 16	UE	#* 200 Bar Shaft Seal	-							* 25mm Staight Woodruff Keyed *Contact Office "C4U-06C"			# Refer to specifications for full performance data									S 7/8" 13T Splined \$ 15			* New body - Design 16mm shorter									H 1" Straight Cross Hole (8mm Hole) \$ 10												TE 1" 1:8 Tapered \$ 27					
OPTION 1 – MOUNTING			OPTION 2 – SHAFTS			OPTION 3 – PORTS			OPTION 4 – SHAFT SEALS																																																																																													
Code	Description	List Price	Code	Description	List Price	Code	Description	List Price	Code	Description	List Price																																																																																											
OMIT	SAE A (2Hole) – 82.5mm Spigot	-	C	1" Straight Woodruff Keyed	-	4	Side Ports – 7/8" UNF	-	U	# 200 Bar Shaft Seal	-																																																																																											
Q	Square (4Bolt) – 44.4mm Spigot	\$ 30	G	1" SAE 6B Splined	\$ 10	1	Manifold Ports	\$ 16	UE	#* 200 Bar Shaft Seal	-																																																																																											
						* 25mm Staight Woodruff Keyed *Contact Office "C4U-06C"			# Refer to specifications for full performance data																																																																																													
						S 7/8" 13T Splined \$ 15			* New body - Design 16mm shorter																																																																																													
						H 1" Straight Cross Hole (8mm Hole) \$ 10																																																																																																
						TE 1" 1:8 Tapered \$ 27																																																																																																
<div style="border: 1px solid black; padding: 5px; display: inline-block;"> SEAL KIT Refer to page 23, HP Series </div>																																																																																																						

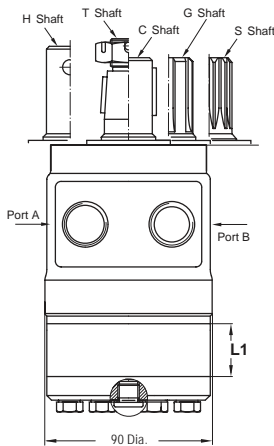
Standard: **Shaft** 1" Woodruff Keyed, **Mount** SAE A 2 Hole, **Ports** 7/8" UNF **Case** 7/16" UNF

Part Number & Pricing		Specifications							
Part.	List Price	CC/Rev	Rotor Width L1 - mm	Speed Max Cont RPM	Flow Max Cont LPM	Pressure Drop Max Cont Bar	Inlet Pressure Max Cont Bar	Torque Max Cont Nm	Weight Kg
HP 25 C4UC	\$ 416	25	5.2	1200	30	100	140	33	5.5
HP 32 C4UC	\$ 416	32	6.3	1250	40	125	140	52	5.5
HP 40 C4UC	\$ 416	40	7.4	1000	40	125	140	65	5.6
HP 50 C4UC	\$ 416	49.5	6.67	1212	45	125	140	81	5.7
HP 60 C4UC	\$ 421	59.5	8.25	983	50	125	140	89	5.7
HP 80 C4UC	\$ 424	79.2	10.67	758	60	125	140	129	5.8
HP 100 C4UC	\$ 432	99	13.33	606	60	125	140	162	6
HP 125 C4UC	\$ 446	123.8	16.67	485	60	125	140	202	6.1
HP 160 C4UC	\$ 460	158.4	21.33	379	60	115	140	238	6.3
HP 200 C4UC	\$ 478	198	26.67	303	60	105	140	271	6.5
HP 250 C4UC	\$ 494	247.5	33.33	242	60	100	140	323	6.7
HP 315 C4UC	\$ 510	316.8	42.67	189	60	90	140	372	7
HP 400 C4UC	\$ 525	396	53.33	152	60	80	140	414	7.5

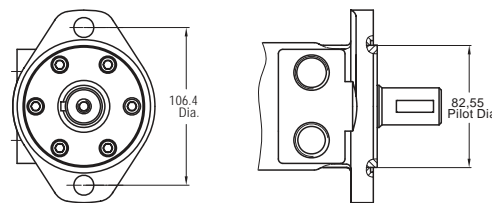
Standard Mount - HP Series Motor



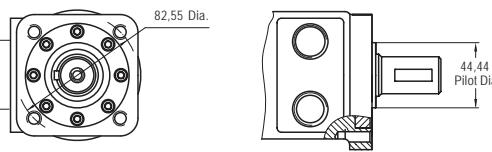
Q Mount - HPQ Series Motor



Standard Mount, SAE A 2 Hole



Q - Mount, 3/8 UNC 4 Bolt



PL SERIES GEROTOR, HEAVY DUTY BEARING DESIGN



Ordering Code System

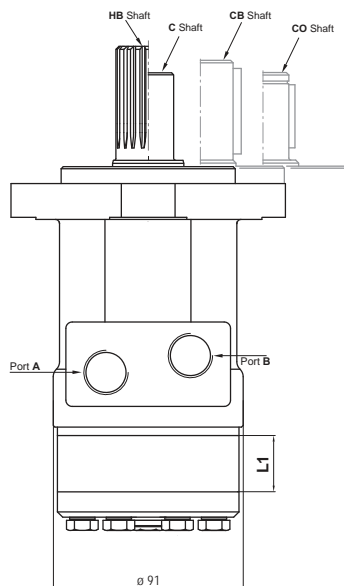
PL	MOUNTING OPTION 1	DISPLACEMENT (40cc-400cc)	SHAFTS OPTION 2	SHAFT SEAL OPTION 3	SERIES 1-10
OPTION 1 – MOUNTING			OPTION 2 – SHAFTS		OPTION 3 – SHAFT SEALS
Code	Description	List Price	Code	Description	List Price
OMIT	SAE A (4Hole) – 82.5mm Spigot	-	CO	1" Straight Keyed	-
F	Magneto Oval (4Hole) – 82.5mm Spigot	\$ 32	C	25mm Straight Keyed	-
			CB	32mm Straight Keyed	\$ 41
			HB	1.1/4" 14T Splined	\$ 45
					# Refer to specifications for full performance data.

SEAL KIT
Refer to page 23, PL Series

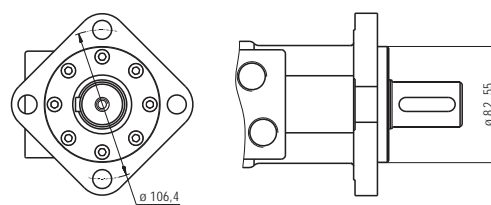
Standard: Shaft 1" Straight Keyed, Mount SAE A 4 Hole, Ports 1/2" BSPP Case 1/4" BSPP

Part Number & Pricing		Specifications							
Part.	List Price	CC/Rev	Rotor Width L1 - mm	Speed Max Cont RPM	Flow Max Cont LPM	Pressure Drop Max Cont Bar	Inlet Pressure Max Cont Bar	Torque Max Cont Nm	Weight Kg
PL 40 COU	\$ 528	40	7.4	1500	60	120	175	62	7
PL 50 COU	\$ 528	49.5	6.67	1210	60	140	175	94	7
PL 80 COU	\$ 534	79.2	10.67	755	60	140	175	151	7.1
PL 100 COU	\$ 543	99	13.33	605	60	140	175	193	7.2
PL 125 COU	\$ 562	123.8	16.67	485	60	140	175	237	7.4
PL 160 COU	\$ 575	158.4	21.33	378	60	140	175	313	7.6
PL 200 COU	\$ 604	198	26.67	303	60	140	175	366	7.8
PL 250 COU	\$ 625	247.5	33.33	242	60	110	175	380	8
PL 315 COU	\$ 646	316.8	42.67	190	60	90	175	380	8.3
PL 400 COU	\$ 666	396	53.33	150	60	70	175	360	8.6

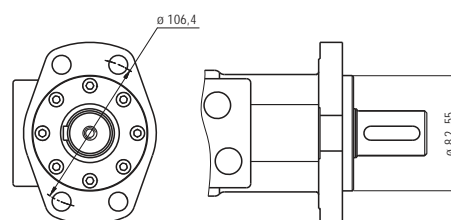
Standard Mount - PL Series Motor



Standard Mount, SAE A 4 Holes



F - Magneto Mount, Oval 4 Hole



MR SERIES ROLL-GEROTOR, EURO DESIGN



Ordering Code System

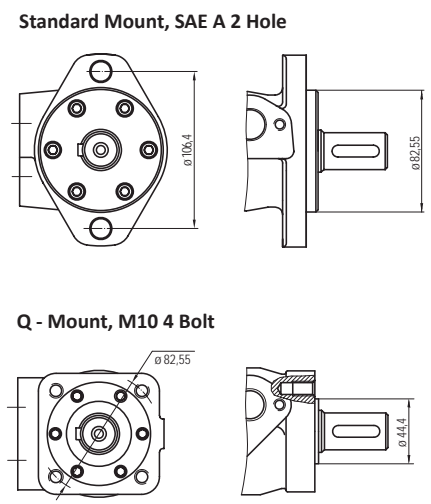
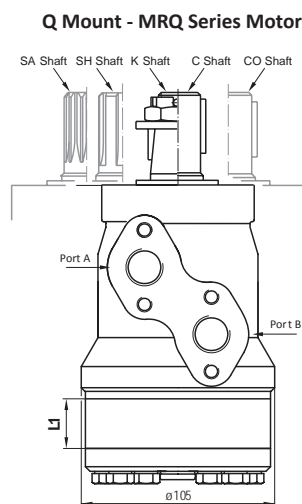
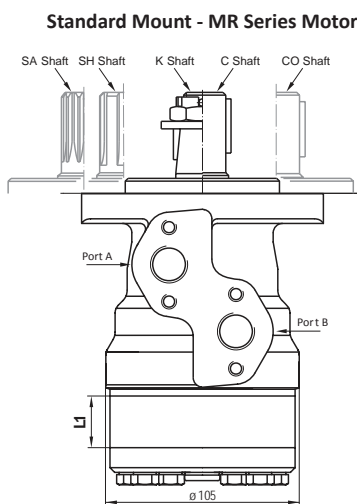


OPTION 1 – MOUNTING			OPTION 2 – ADDITIONS			OPTION 3 – SHAFTS			OPTION 4 – SHAFT SEALS		
Code	Description	List Price	Code	Description	List Price	Code	Description	List Price	Code	Description	List Price
OMIT	SAE A (2Hole) - 82.5mm Spigot	-	N	Needle Bearings	\$ 42	CO	1" Straight Keyed	-	D	# 150 Bar Shaft Seal	-
Q	Square (4Bolt) - 44.4mm Spigot	\$ 30	E	Rear Ports - 1/2" BSPP	\$ 32	C	25mm Straight Keyed	-	U	# 200 Bar Shaft Seal	\$ 24
F	Magneto (4Hole) - 82.5mm Spigot	\$ 12				CB	32mm Straight Keyed	\$ 41	V	# 150 Bar Viton Shaft Seal	\$ 73
						*	1.1/4" Straight Keyed * Contact Office	\$ 41	RS	SPEED SENSOR For correct coding, add RS after above seal options	\$ 250
						*	1" Straight Cross Hole 10.3mm Hole * Contact Office	\$ 10	T	TACHO For correct coding, add T after above seal options	\$ 180
						SH	1" 6B Splined	\$ 10	# Refer to specifications for full performance data. CB, HB, KB options have lower shaft seal ratings		
						SA	24.5mm 14T Splined	\$ 17			
						HB	1.1/4" 14T Splined	\$ 48			
						K	28.56mm 1:10 Tapered	\$ 23			
						KB	35mm 1:10 Tapered	\$ 30			

SEAL KIT
Refer to page 23, MR Series

Standard: **Shaft** 1" Straight Keyed, **Mount** SAE A 2 Hole, **Ports** 1/2" BSPP **Case** 1/4" BSPP

Part Number & Pricing		Specifications							
Part.	List Price	CC/Rev	Rotor Width L1 - mm	Speed Max Cont RPM	Flow Max Cont LPM	Pressure Drop Max Cont Bar	Inlet Pressure Max Cont Bar	Torque Max Cont Nm	Weight Kg
MR 50 COD	\$ 493	51.5	9	775	40	140	175	100	7.2
MR 80 COD	\$ 510	80.3	14	750	60	175	175	200	7.4
MR 100 COD	\$ 521	99.8	17.4	600	60	175	175	240	7.6
MR 125 COD	\$ 538	125.7	21.8	475	60	175	175	300	7.9
MR 160 COD	\$ 553	159.6	27.8	375	60	175	175	390	8.3
MR 200 COD	\$ 576	199.8	34.8	300	60	140	175	385	8.6
MR 250 COD	\$ 596	250.1	43.5	240	60	110	175	390	9
MR 315 COD	\$ 614	315.7	54.8	190	60	85	175	360	9.5
MR 400 COD	\$ 642	397	69.4	150	60	65	175	380	10.3



RW SERIES ROLL-GEROTOR, WHEEL MOTOR DESIGN



Ordering Code System

RW	DISPLACEMENT (50cc-400cc)	SHAFTS OPTION 1	PORTS OPTION 2	SHAFT SEALS OPTION 3	SERIES 1-10
-----------	-------------------------------------	----------------------------------	---------------------------------	---------------------------------------	--------------------

OPTION 1 – SHAFTS			OPTION 2 – PORTS			OPTION 3 – SHAFT SEALS		
Code	Description	List Price	Code	Description	List Price	Code	Description	List Price
KB	35mm 1:10 Tapered	-	OMIT	Side Ports - 1/2" BSPP	-	OMIT	# 100 Bar Shaft Seal	-
OB	1.1/4" 1:8 Tapered	-	*	Side Ports - 7/8" UNF Contact Office	-	U	# 200 Bar Shaft Seal	-
CB	32mm Straight Keyed	-						

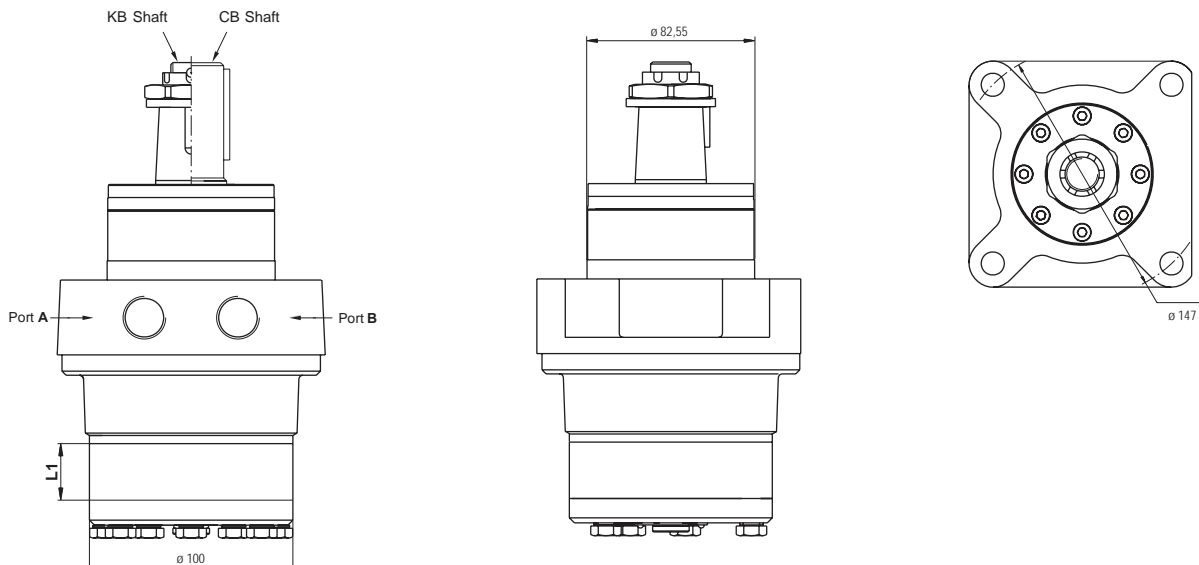
Refer to Specifications for full performance data

SEAL KIT
Refer to page 23, RW Series

Standard: **Shaft** 35mm 1:10 Taper, **Mount** Wheel 4 Bolt, **Ports** 1/2" BSPP **Case** 1/4" BSPP

Part Number & Pricing		Specifications							
Part.	List Price	CC/Rev	Rotor Width L1 - mm	Speed Max Cont RPM	Flow Max Cont LPM	Pressure Drop Max Cont Bar	Inlet Pressure Max Cont Bar	Torque Max Cont Nm	Weight Kg
RW 50 KB	\$ 681	51.5	9	775	40	140	175	100	9.6
RW 80 KB	\$ 698	80.3	14	750	60	175	175	200	9.7
RW 100 KB	\$ 709	99.8	17.4	600	60	175	175	240	9.8
RW 125 KB	\$ 726	125.7	21.8	475	60	175	175	300	10
RW 160 KB	\$ 741	159.6	27.8	375	60	175	175	390	10.3
RW 200 KB	\$ 764	199.8	34.8	300	60	175	175	450	10.8
RW 250 KB	\$ 784	250.1	43.5	300	75	175	175	540	11.3
RW 315 KB	\$ 802	315.7	54.8	240	75	135	175	550	11.8
RW 400 KB	\$ 830	397	69.4	190	75	110	175	610	12.5

Standard Mount - RW Series Motor



HR SERIES ROLL-GEROTOR, SAE DESIGN



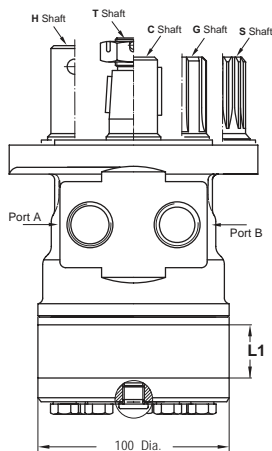
Ordering Code System

HR	MOUNTING OPTION 1	DISPLACEMENT (50cc-400cc)	SHAFTS OPTION 2	PORTS OPTION 3	SHAFT SEALS OPTION 4	SERIES A-E																																																																																																
<table border="1"> <thead> <tr> <th colspan="3">OPTION 1 – MOUNTING</th> <th colspan="3">OPTION 2 – SHAFTS</th> <th colspan="3">OPTION 3 – PORTS</th> <th colspan="3">OPTION 4 – SHAFT SEAL</th> </tr> <tr> <th>Code</th> <th>Description</th> <th>List Price</th> <th>Code</th> <th>Description</th> <th>List Price</th> <th>Code</th> <th>Description</th> <th>List Price</th> <th>Code</th> <th>Description</th> <th>List Price</th> </tr> </thead> <tbody> <tr> <td>OMIT</td> <td>SAE A (2Hole) – 82.5mm Spigot</td> <td>-</td> <td>C</td> <td>1" Straight Woodruff Keyed</td> <td>-</td> <td>4</td> <td>Side Ports - 7/8" UNF</td> <td>-</td> <td>U</td> <td># 200 Bar Shaft Seal</td> <td>-</td> </tr> <tr> <td>Q</td> <td>Square (4Bolt) – 44.4mm Spigot</td> <td>\$ 30</td> <td>G</td> <td>1" SAE 6B Splined</td> <td>\$ 10</td> <td>1</td> <td>Manifold Mount</td> <td>\$ 16</td> <td>UE</td> <td>#* 200 Bar Shaft Seal</td> <td>-</td> </tr> <tr> <td></td> <td></td> <td></td> <td>*</td> <td>25mm Staight Woodruff Keyed *Contact Office "C4U-06C"</td> <td>-</td> <td></td> <td></td> <td></td> <td></td> <td># Refer to specifications for performance data</td> <td></td> </tr> <tr> <td></td> <td></td> <td></td> <td>S</td> <td>7/8" 13T Splined</td> <td>\$ 15</td> <td></td> <td></td> <td></td> <td></td> <td>* New body - design 16mm shorter</td> <td></td> </tr> <tr> <td></td> <td></td> <td></td> <td>H</td> <td>1" Straight Cross Hole (8mm Hole)</td> <td>\$ 10</td> <td></td> <td></td> <td></td> <td></td> <td></td> <td></td> </tr> <tr> <td></td> <td></td> <td></td> <td>TE</td> <td>1" 1:8 Tapered</td> <td>\$ 27</td> <td></td> <td></td> <td></td> <td></td> <td></td> <td></td> </tr> </tbody> </table>							OPTION 1 – MOUNTING			OPTION 2 – SHAFTS			OPTION 3 – PORTS			OPTION 4 – SHAFT SEAL			Code	Description	List Price	Code	Description	List Price	Code	Description	List Price	Code	Description	List Price	OMIT	SAE A (2Hole) – 82.5mm Spigot	-	C	1" Straight Woodruff Keyed	-	4	Side Ports - 7/8" UNF	-	U	# 200 Bar Shaft Seal	-	Q	Square (4Bolt) – 44.4mm Spigot	\$ 30	G	1" SAE 6B Splined	\$ 10	1	Manifold Mount	\$ 16	UE	#* 200 Bar Shaft Seal	-				*	25mm Staight Woodruff Keyed *Contact Office "C4U-06C"	-					# Refer to specifications for performance data					S	7/8" 13T Splined	\$ 15					* New body - design 16mm shorter					H	1" Straight Cross Hole (8mm Hole)	\$ 10										TE	1" 1:8 Tapered	\$ 27						
OPTION 1 – MOUNTING			OPTION 2 – SHAFTS			OPTION 3 – PORTS			OPTION 4 – SHAFT SEAL																																																																																													
Code	Description	List Price	Code	Description	List Price	Code	Description	List Price	Code	Description	List Price																																																																																											
OMIT	SAE A (2Hole) – 82.5mm Spigot	-	C	1" Straight Woodruff Keyed	-	4	Side Ports - 7/8" UNF	-	U	# 200 Bar Shaft Seal	-																																																																																											
Q	Square (4Bolt) – 44.4mm Spigot	\$ 30	G	1" SAE 6B Splined	\$ 10	1	Manifold Mount	\$ 16	UE	#* 200 Bar Shaft Seal	-																																																																																											
			*	25mm Staight Woodruff Keyed *Contact Office "C4U-06C"	-					# Refer to specifications for performance data																																																																																												
			S	7/8" 13T Splined	\$ 15					* New body - design 16mm shorter																																																																																												
			H	1" Straight Cross Hole (8mm Hole)	\$ 10																																																																																																	
			TE	1" 1:8 Tapered	\$ 27																																																																																																	
<div style="border: 1px solid black; padding: 5px; display: inline-block;"> SEAL KIT Refer to page 23, HR Series </div>																																																																																																						

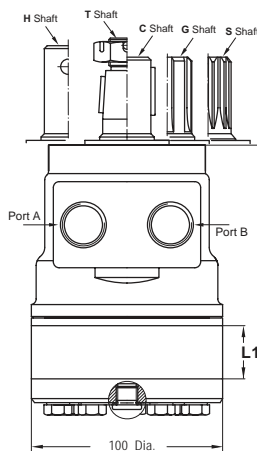
Standard: **Shaft** 1" Woodruff Keyed, **Mount** SAE A 2 Hole, **Ports** 7/8" UNF **Case** 7/16" UNF

Part Number & Pricing		Specifications							
Part.	List Price	CC/Rev	Rotor Width L1 - mm	Speed Max Cont RPM	Flow Max Cont LPM	Pressure Drop Max Cont Bar	Inlet Pressure Max Cont Bar	Torque Max Cont Nm	Weight Kg
HR 50 C4UC	\$ 498	51.5	9	777	40	140	140	98	6.6
HR 80 C4UC	\$ 515	80.3	14	747	60	140	140	152	6.7
HR 100 C4UC	\$ 526	99.8	17.4	601	60	140	140	189	7
HR 125 C4UC	\$ 544	122.5	21.8	490	60	140	140	232	7.1
HR 160 C4UC	\$ 558	153.6	27.8	391	60	140	140	291	7.3
HR 200 C4UC	\$ 580	195.8	34.8	306	60	125	140	331	7.8
HR 250 C4UC	\$ 602	245	43.5	245	60	105	140	348	8.2
HR 315 C4UC	\$ 620	306	54.8	196	60	100	140	414	8.9
HR 400 C4UC	\$ 646	386	69.4	155	60	85	140	444	9.6

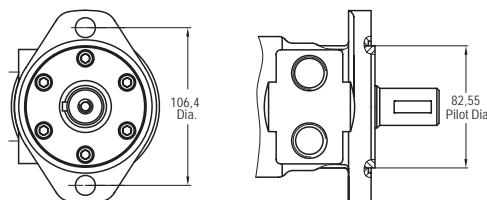
Standard Mount - HR Series Motor



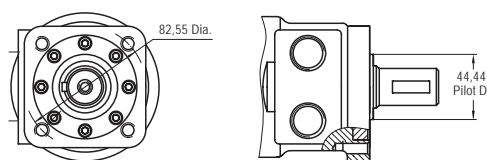
Q Mount - HRQ Series Motor



Standard Mount, SAE A 2 Hole



Q - Mount, 3/8 UNC 4 Bolt



RL SERIES ROLL-GEROTOR, HEAVY DUTY BEARING DESIGN



Ordering Code System

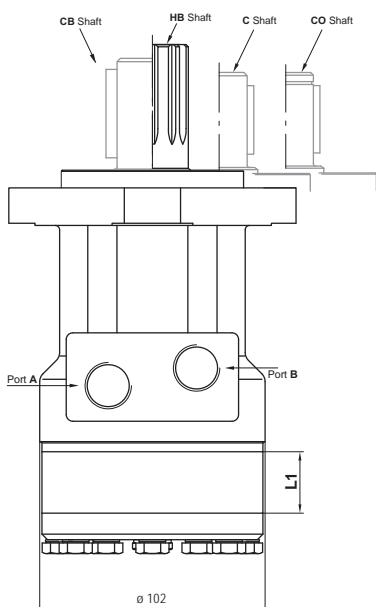
RL	MOUNTING OPTION 1	DISPLACEMENT (50cc-400cc)	SHAFTS OPTION 2	SHAFT SEAL OPTION 3	SERIES 1-10
OPTION 1 – MOUNTING			OPTION 2 – SHAFTS		OPTION 3 – SHAFT SEAL
Code	Description	List Price	Code	Description	List Price
OMIT	SAE A (4Hole) – 82.5mm Spigot	-	CO	1" Straight Keyed	-
F	Magneto Oval (4Hole) – 82.5mm Spigot	\$ 32	C	25mm Straight Keyed	-
			CB	32mm Straight Keyed	\$ 40
			HB	1.1/4" 14T Splined	\$ 45
					# Refer to specifications for full performance data

SEAL KIT
Refer to page 23, RL Series

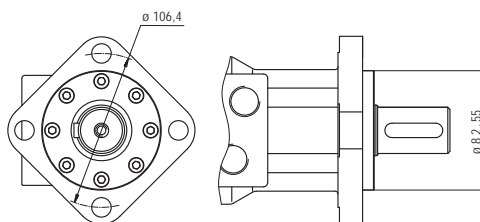
Standard: Shaft 1" Straight Keyed, Mount SAE A 4 Hole, Ports 1/2" BSPP Case 1/4" BSPP

Part Number & Pricing		Specifications							
Part.	List Price	CC/Rev	Rotor Width L1 - mm	Speed Max Cont RPM	Flow Max Cont LPM	Pressure Drop Max Cont Bar	Inlet Pressure Max Cont Bar	Torque Max Cont Nm	Weight Kg
RL 50 COU	\$ 631	51.5	9	775	40	140	175	100	8.5
RL 80 COU	\$ 637	80.3	14	750	60	175	175	200	8.6
RL 100 COU	\$ 649	99.8	17.4	600	60	175	175	240	8.9
RL 125 COU	\$ 671	125.7	21.8	475	60	175	175	300	9
RL 160 COU	\$ 692	159.7	27.8	375	60	175	175	390	9.2
RL 200 COU	\$ 719	199.8	34.8	300	60	140	175	385	9.6
RL 250 COU	\$ 745	250.1	43.5	240	60	110	175	390	10.1
RL 315 COU	\$ 767	315.7	54.8	190	60	85	175	360	10.8
RL 400 COU	\$ 781	397	69.4	150	60	65	175	380	11.5

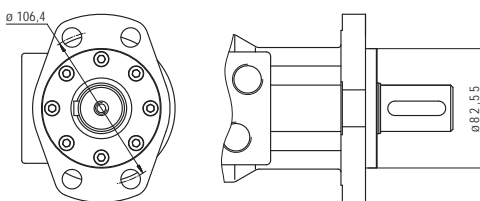
Standard Mount - RL Series Motor



Standard Mount, SAE A 4 Hole



F - Magneto Mount, Oval 4 Hole



MH SERIES ROLL-GEROTOR, HEAVY DUTY DESIGN



Ordering Code System

MH	DISPLACEMENT (200cc-500cc)	SHAFTS OPTION 1	PORTS OPTION 2	SHAFT SEAL OPTION 3	SERIES A-E
-----------	--------------------------------------	----------------------------------	---------------------------------	--------------------------------------	-------------------

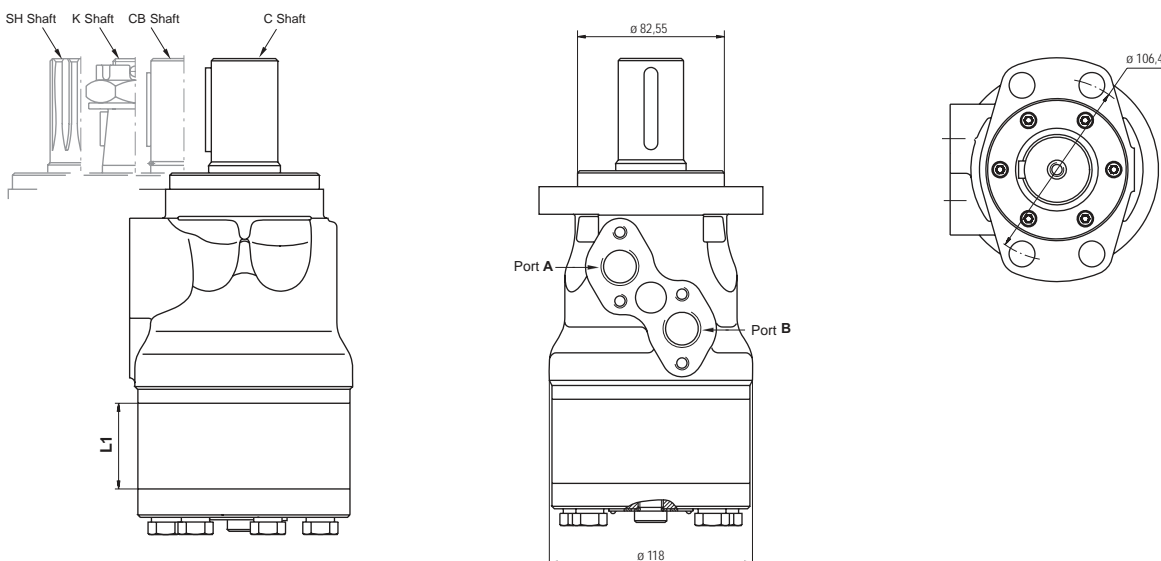
OPTION 1 – SHAFTS			OPTION 2 – PORTS			OPTION 3 – SHAFT SEALS		
Code	Description	List Price	Code	Description	List Price	Code	Description	List Price
C	32mm Straight Keyed	-	OMIT	Side Ports - 1/2" BSPP	-	U	# 150 Bar Shaft Seal	-
*	1.1/4" Straight Keyed *Contact Office	-	*	Side Ports - 7/8" UNF Contact Office	-		# Refer to specifications for performance	
CB	35mm Straight Keyed	\$ 20						
SH	1.1/4" 14T Splined	\$ 18						
K	35mm 1:10 Tapered	\$ 23						

SEAL KIT
Refer to page 23, MH Series

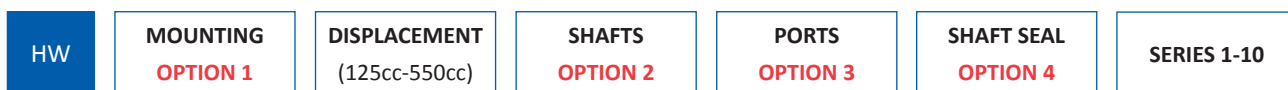
Standard: **Shaft** 32mm Keyed, **Mount** Magneto Oval 4 Hole, **Ports** 1/2" BSPP **Case** 1/4" BSPP

Part Number & Pricing		Specifications							
Part.	List Price	CC/Rev	Rotor Width L1 - mm	Speed Max Cont RPM	Flow Max Cont LPM	Pressure Drop Max Cont Bar	Inlet Pressure Max Cont Bar	Torque Max Cont Nm	Weight Kg
MH 200 CU	\$ 760	201.3	27.8	370	75	175	200	510	10.5
MH 250 CU	\$ 778	252	34.8	295	75	175	200	610	11
MH 315 CU	\$ 797	314.9	43.5	235	75	175	200	740	11.5
MH 400 CU	\$ 826	396.80	54.8	185	75	155	200	840	12.3
MH 500 CU	\$ 916	502.4	69.4	150	75	125	200	820	13

Standard Mount - MH Series Motor



HW SERIES ROLL-GEROTOR, WHEEL /MAGNETO DESIGN

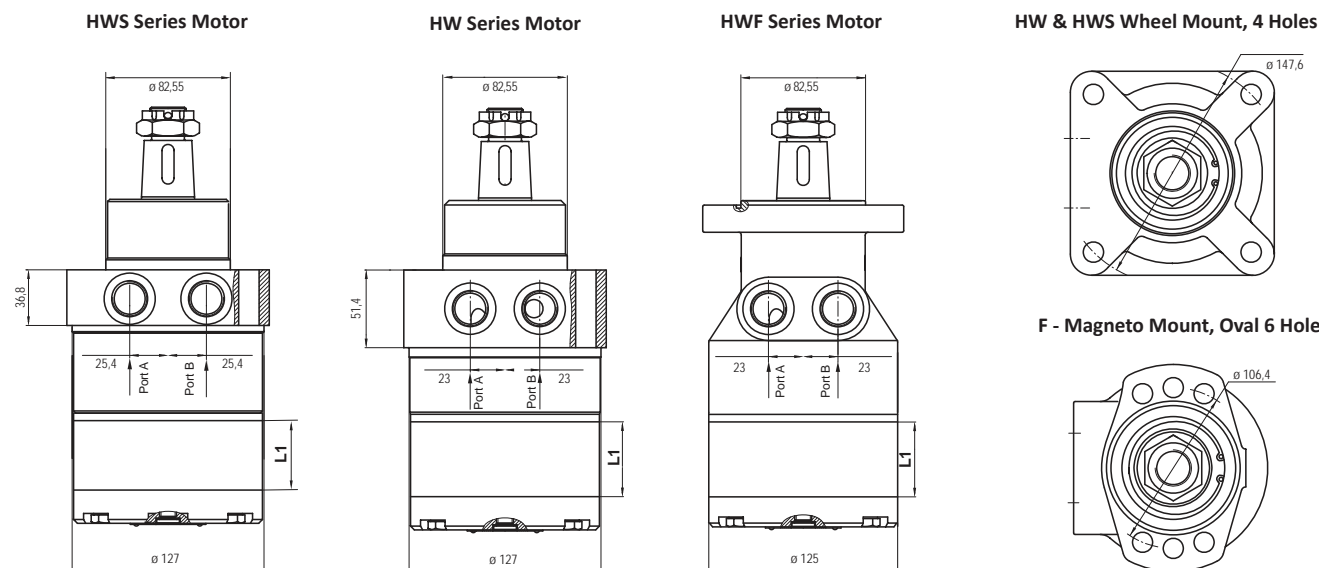


OPTION 1 – MOUNTING			OPTION 2 – SHAFTS			OPTION 3 – PORTS			OPTION 4 – SHAFT SEAL		
Code	Description	List Price	Code	Description	List Price	Code	Description	List Price	Code	Description	List Price
S	Special Design similar to Dingo/Parker	-	R	1.1/4" 1:8 Tapered	-	4	Side Ports - 7/8" UNF	-	V	# 150 Bar Shaft Seal Viton	-
OMIT	HW Wheel Mount - 82.55mm Spigot	-	T	1.1/2" 1:8 Tapered	\$ 13					# Refer to specifications for performance data	
F	Magneto Oval (6Hole) - 82.55mm Spigot	-	L	1.1/4" 14T Splined	\$ 18						
			K	1.1/4" Straight Keyed	-						
			RG	1.3/8" 1:8 Tapered	\$ 10						

SEAL KIT
Refer to page 23, HW Series

Standard: **Shaft** 1.1/4" 1:8 Tapered, **Mount** Wheel 4 Hole, **Ports** 7/8" UNF **Case** 7/16" UNF

Part Number & Pricing		Specifications								
Part.	List Price	CC/Rev	Rotor Width L1 - mm	Speed Max Cont RPM	Flow Max Cont LPM	Pressure Drop Max Cont Bar	Inlet Pressure Max Cont Bar	Torque Max Cont Nm	Weight Kg	
HWS 125 R4V	\$ 910	126	17.4	357	45	205	210	350	14.5	
HWS 160 R4V	\$ 920	157.8	21.8	380	60	205	210	440	15	
HWS 200 R4V	\$ 927	201.3	27.8	373	75	205	210	550	15.5	
HWS 235 R4V	\$ 942	235.3	32.5	319	75	205	210	645	16	
HWS 250 R4V	\$ 948	252	34.8	298	75	205	210	690	16	
HWS 300 R4V	\$ 975	300	41.4	250	75	205	210	810	16.5	
HWS 315 R4V	\$ 984	314.9	43.5	238	75	205	210	850	16.5	
HWS 350 R4V	\$ 996	347.8	48	216	75	205	210	940	17	
HWS 370 R4V	\$ 1004	369.2	51	203	75	205	210	960	17	
HWS 400 R4V	\$ 1037	396.8	54.8	189	75	185	210	960	17.5	
HWS 470 R4V	\$ 1107	470.6	65	159	75	150	210	920	18.3	
HWS 500 R4V	\$ 1137	502.4	69.4	149	75	140	210	910	18.6	
HWS 535 R4V	\$ 1158	535	74.1	140	75	130	210	900	19	
HWS 550 R4V	\$ 1180	550	76	136	75	125	210	890	19.1	



MS SERIES DISK VALVE, EURO DESIGN



Ordering Code System

MS	Y 200-475cc ONLY	MOUNTING OPTION1	ADDITIONS OPTION 2	DISPLACEMENT (80cc-565cc)	SHAFTS OPTION 3	SHAFT SEAL & OPTIONS OPTION 4	SERIES 1-10
-----------	----------------------------	-----------------------------------	-------------------------------------	-------------------------------------	----------------------------------	----------------------------------------------------	------------------------------

OPTION 1 – MOUNTING			OPTION 2 – ADDITIONS			OPTION 3 – SHAFTS			OPTION 4 – SHAFT SEALS		
Code	Description	List Price	Code	Description	List Price	Code	Description	List Price	Code	Description	List Price
OMIT	SAE A (4Hole) – 82.5mm Spigot	-	E	Rear Ports - 1/2"BSPP	\$ 45	CO	1.1/4" Straight Keyed	-	U	# 150 Bar Shaft Seal	-
A	SAE A (2Hole) – 82.5mm Spigot	-				C	32mm Straight Keyed	-	OMIT	# 100 Bar Shaft Seal	-
Q	Square (4Bolt) – 82.5mm Spigot	\$ 24				SH	1.1/4" 14T Splined	\$ 18	RS	SPEED SENSOR For correct coding, add RS after above U seal option	\$250
F	Magneto Oval (4Hole) – 82.5mm Spigot	\$ 45				SL	34.85mm 6T Splined (PTO)	\$ 45	T	TACHO For correct coding, add T after above U seal option	\$180
W	Wheel Mount – 125mm Spigot	\$ 42				K	35mm 1:10 Tapered	\$ 32			
S	Short Motor - 100mm Spigot	# 160									

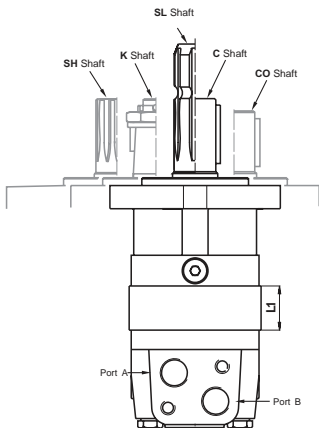
For short motors minus \$160 list off Standard motor price.

SEAL KIT
Refer to page 23, MS Series

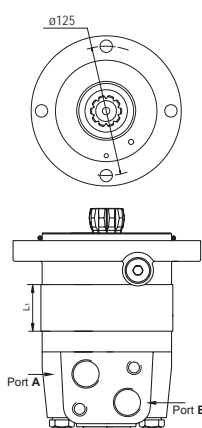
Standard: **Shaft** 1.1/4" Straight Keyed, **Mount** SAE A 4 Hole, **Ports** 1/2" BSPP **Case** 1/4" BSPP

Part Number & Pricing		Specifications							
Part.	List Price	CC/Rev	Rotor Width L1 - mm	Speed Max Cont RPM	Flow Max Cont LPM	Pressure Drop Max Cont Bar	Inlet Pressure Max Cont Bar	Torque Max Cont Nm	Weight Kg
MS 80 COU	\$ 836	80.5	14	810	65	210	230	240	10.4
MS 100 COU	\$ 848	100	17.4	750	75	210	230	305	10.6
MS 125 COU	\$ 870	125.7	21.8	600	75	210	230	375	10.9
MS 160 COU	\$ 899	159.7	27.8	470	75	210	230	490	11.3
MSY 200 COU	\$ 912	200	34.8	375	75	210	230	610	11.7
MSY 250 COU	\$ 935	250	43.5	300	75	200	230	720	12.2
MSY 315 COU	\$ 994	314.9	54.8	240	75	200	230	825	12.9
MSY 400 COU	\$ 1055	397	69.4	190	75	160	230	865	13.8
MSY 475 COU	\$ 1376	474.6	82.6	160	75	130	230	850	14.9
MS 525 COU	\$ 1406	522.7	74.5	145	75	115	230	850	15.1
MS 565 COU	\$ 1438	564.9	80.2	130	75	105	230	850	15.5

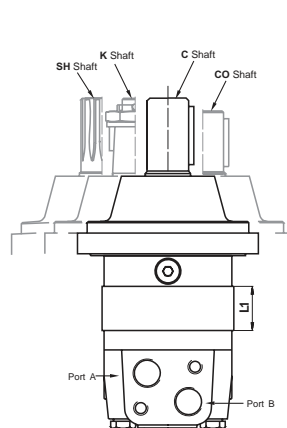
Standard Mount - MS Series



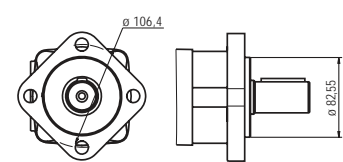
S Short Motor - MSS Series



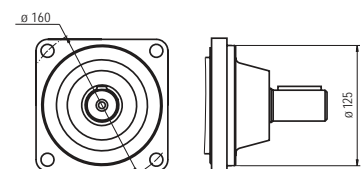
W Wheel Mount - MSW Series



Standard Mount, SAE A 4 Hole



W - Wheel Mount, 4 Hole



MLHS SERIES DISK VALVE, SAE DESIGN



Ordering Code System



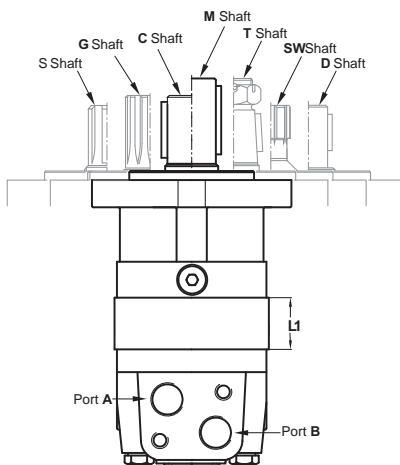
OPTION 1 – MOUNTING			OPTION 2 – SHAFTS			OPTION 3 – PORTS			OPTION 4 – SHAFT SEALS		
Code	Description	List Price	Code	Description	List Price	Code	Description	List Price	Code	Description	List Price
OMIT	SAE A (4Hole) - 82.5mm Spigot	-	C	1.1/4" Straight Keyed	-	4	Side Ports - 7/8" UNF	-	U	# 150 Bar Shaft Seal	-
A	SAE A (2Hole) - 82.5mm Spigot	-	D	1" Straight Keyed	-	2	Side Ports - 1/2" BSPP	-	OMIT	# 100 Bar Shaft Seal	-
F	Magneto Oval (6Hole) - 82.5mm Spigot	\$ 45	SR	7/8" 13T Splined	\$ 25					# Refer to specifications for performance data	
B	SAE B (2Hole) - 101.6mm Spigot	\$ 45	M	32mm Straight Keyed	-						
E	Wheel Mount - 107.95mm Spigot	\$ 43	S	1" 6B Splined	\$ 18						
			G	1.1/4" 14T Splined	\$ 33						
			T	1.1/4" 1:8 Tapered	\$ 33						

SEAL KIT
Refer to page 23, MLHS Series

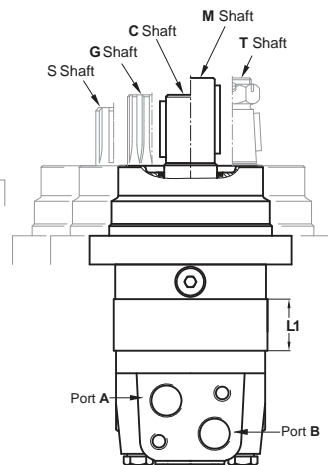
Standard: **Shaft** 1.1/4" Straight Keyed, **Mount** SAE A 4 Hole, **Ports** 7/8" UNF **Case** 7/16" UNF

Part Number & Pricing		Specifications								
Part.	List Price	CC/Rev	Rotor Width L1 - mm	Speed Max Cont RPM	Flow Max Cont LPM	Pressure Drop Max Cont Bar	Inlet Pressure Max Cont Bar	Torque Max Cont Nm	Weight Kg	
MLHS 80 C4U	\$ 836	80.5	14	810	65	210	230	240	10.4	
MLHS 100 C4U	\$ 848	100	17.4	750	75	210	230	305	10.6	
MLHS 125 C4U	\$ 870	125.7	21.8	600	75	210	230	375	10.9	
MLHS 160 C4U	\$ 899	159.7	27.8	470	75	210	230	490	11.3	
MLHSY 200 C4U	\$ 912	200	34.8	375	75	210	230	610	11.7	
MLHSY 250 C4U	\$ 935	250	43.5	300	75	200	230	720	12.2	
MLHSY 315 C4U	\$ 994	314.9	54.8	240	75	200	230	825	12.9	
MLHSY 400 C4U	\$ 1055	397	69.4	190	75	160	230	865	13.8	
MLHSY 475 C4U	\$ 1376	474.6	82.6	160	75	130	230	850	14.9	
MLHS 525 C4U	\$ 1406	522.7	74.5	145	75	115	230	850	15.1	
MLHS 565 C4U	\$ 1438	564.9	80.2	130	75	105	230	850	15.5	

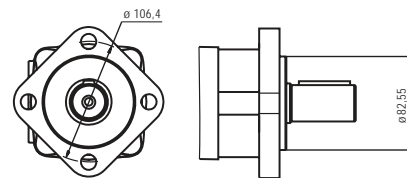
Standard Mount - MLHS Series Motor



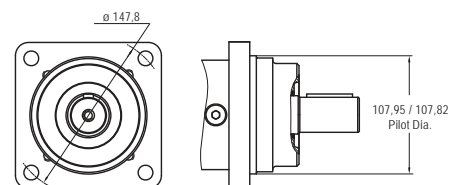
E Wheel Mount - MLHE Series Motor



Standard Mount, SAE A 4 Hole



E - Wheel Mount, 4 Hole



MT SERIES DISK VALVE, EURO DESIGN



Ordering Code System

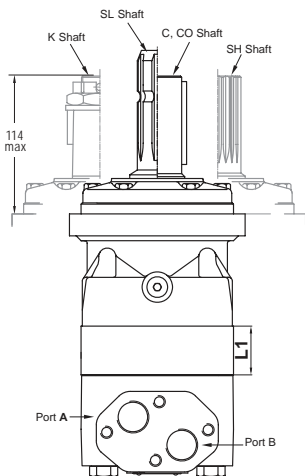
OPTION 1 – MOUNTING			OPTION 2 – SHAFTS			OPTION 3 – SHAFT SEAL		
Code	Description	List Price	Code	Description	List Price	Code	Description	List Price
OMIT	Square (4Hole) - 125mm Spigot	-	C	40mm Straight Keyed	-	U	# 100 Bar Shaft Seal	-
W	Wheel Mount - 160mm Spigot	\$ 130	CO	1.1/2" Straight Keyed	-	OMIT	# 75 Bar Shaft Seal	
S	Short Motor - 125mm Spigot	# 240	SH	1.1/2" 17T Splined	\$ 35	# Refer to specifications for performance data		
# For short motors minus \$240 list off Standard motor price.			SH-06	1.1/4" 14T Splined	\$ 35			
			SL	34.85mm 6T Splined (P.T.O)	\$ 95			
			K	45mm 1:10 Tapered	\$ 40			

SEAL KIT
Refer to page 23, MT Series

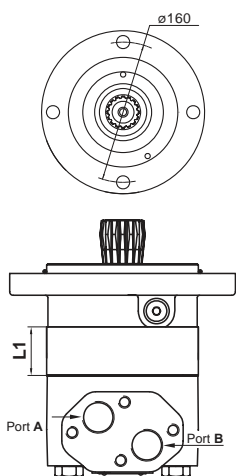
Standard: **Shaft** 40mm Straight Keyed, **Mount** 4 Hole, **Ports** 3/4" BSPP **Case** 1/4" BSPP

Part Number & Pricing		Specifications							
Part.	List Price	CC/Rev	Rotor Width L1 - mm	Speed Max Cont RPM	Flow Max Cont LPM	Pressure Drop Max Cont Bar	Inlet Pressure Max Cont Bar	Torque Max Cont Nm	Weight Kg
MT 160 CU	\$ 1582	161.1	16.5	622	100	200	210	470	21
MT 200 CU	\$ 1620	201.4	21.5	620	125	200	210	590	21.5
MT 250 CU	\$ 1663	251.8	27.8	496	125	200	210	730	22
MT 315 CU	\$ 1728	326.3	37	382	125	200	210	950	23
MT 400 CU	\$ 1783	410.9	47.5	304	125	180	210	1080	24
MT 500 CU	\$ 1880	523.6	61.5	238	125	160	210	1220	25
MT 630 CU	\$ 2184	631.2	57.5	197	125	140	210	1300	25.5
MT 725 CU	\$ 2294	724.3	66.5	172	125	120	210	1270	26

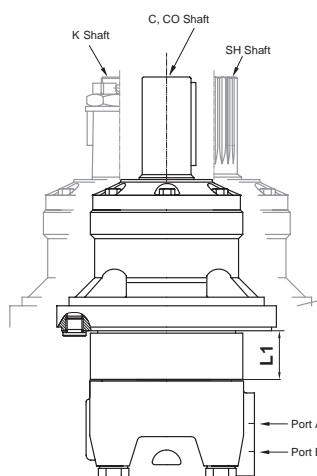
Standard Mount - MT Series



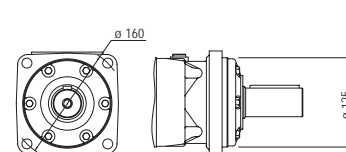
Short Motor- MTS Series



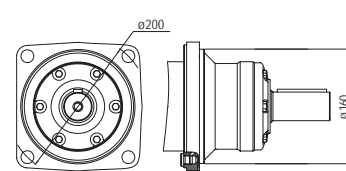
W Wheel Mount - MTW Series



Standard Mount, 4 Holes



W - Wheel Mount, 4 Hole



MLHT SERIES DISK VALVE, SAE DESIGN



Ordering Code System

MLHT	MOUNTING OPTION 1	DISPLACEMENT (160cc-725cc)	SHAFTS OPTION 2	SHAFT SEAL OPTION 3	SERIES 1-10
-------------	------------------------------	---------------------------------------	----------------------------	--------------------------------	--------------------

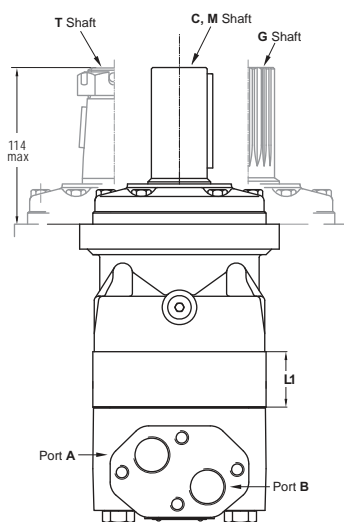
OPTION 1 – MOUNTING			OPTION 2 – SHAFTS			OPTION 3 – SHAFT SEAL		
Code	Description	List Price	Code	Description	List Price	Code	Description	List Price
OMIT	SAE C (4Hole) - 127 mm Spigot	-	C	1.1/2" Straight Keyed	-	U	# 100 Bar Shaft Seal	-
W	Wheel Mount - 160mm Spigot	\$ 130	M	40mm Straight Keyed	-	# Refer to specifications for performance data		
			G	1.1/2" 17T Splined	\$ 35			
			T	45mm 1:8 Tapered	\$ 40			

SEAL KIT
Refer to page 23, MLHT Series

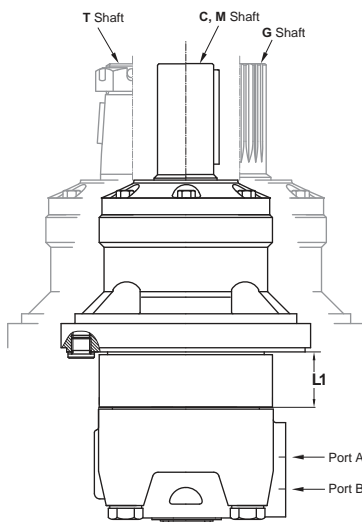
Standard: Shaft 1.1/2" Straight Keyed, **Mount** SAE C 4 Hole, **Ports** 1.1/16" UNF **Case** 9/16" UNF

Part Number & Pricing		Specifications							
Part.	List Price	CC/Rev	Rotor Width L1 - mm	Speed Max Cont RPM	Flow Max Cont LPM	Pressure Drop Max Cont Bar	Inlet Pressure Max Cont Bar	Torque Max Cont Nm	Weight Kg
MLHT 160 C4U	\$ 1582	161.1	16.5	622	100	200	210	470	21
MLHT 200 C4U	\$ 1620	201.4	21.5	620	125	200	210	590	21.5
MLHT 250 C4U	\$ 1663	251.8	27.8	496	125	200	210	730	22
MLHT 315 C4U	\$ 1728	326.3	37	382	125	200	210	950	23
MLHT 400 C4U	\$ 1783	410.9	47.5	304	125	180	210	1080	24
MLHT 1500 C4U	\$ 1880	523.6	61.5	238	125	160	210	1220	25
MLHT 630 C4U	\$ 2184	631.2	57.5	197	125	140	210	1300	25.5
MLHT 725 C4U	\$ 2294	724.3	66.5	172	125	120	210	1270	26

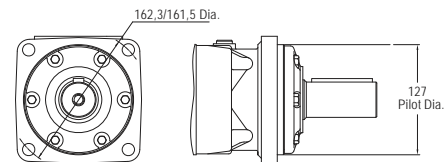
Standard Mount - MLHT Series Motor



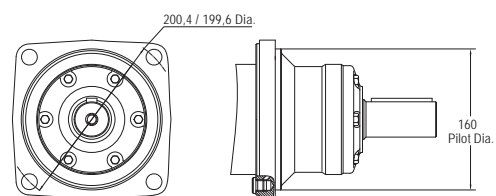
W Wheel Mount - MLHTW Series Motor



Standard Mount, SAE C 4 Holes



W - Wheel Mount, 4 Hole



MTM SERIES DISK VALVE, HEAVY DUTY



Ordering Code System

MTM	MOUNTING OPTION 1	DISPLACEMENT (200cc-725cc)	SHAFTS OPTION 2	SHAFT SEAL OPTION 3	SERIES 1-10
------------	------------------------------------	--------------------------------------	----------------------------------	--------------------------------------	--------------------

OPTION 1 – MOUNTING			OPTION 2 – SHAFTS			OPTION 3 – SHAFT SEAL		
Code	Description	List Price	Code	Description	List Price	Code	Description	List Price
OMIT	Square (4Hole) – 160mm Spigot	-	C	40mm Straight Keyed	-	OMIT	# 75 Bar Shaft Seal	-
C	Square (4Hole) – 125mm Spigot	\$ 30	SH	1.1/2" 17T Splined	\$ 35	# Refer to specifications for performance data		
W	Wheel Mount – 160mm Spigot	\$ 132	K	50mm 1:10 Tapered	\$ 41			
V	Very Short Motor – 9 Mounting Bolts	# 240						

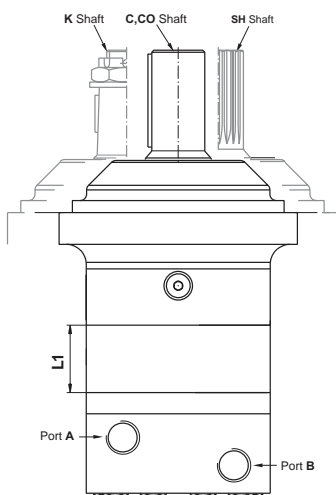
For short motors minus \$240 list off Standard motor price

SEAL KIT
Refer to page 23, MTM Series

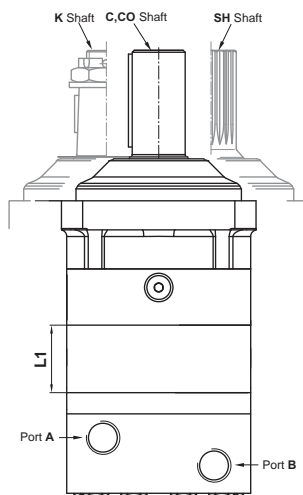
Standard: **Shaft** 40mm Straight Keyed, **Mount** Standard 4 Hole, **Ports** 3/4" BSPP **Case** 1/4" BSPP

Part Number & Pricing		Specifications							
Part.	List Price	CC/Rev	Rotor Width L1 - mm	Speed Max Cont RPM	Flow Max Cont LPM	Pressure Drop Max Cont Bar	Inlet Pressure Max Cont Bar	Torque Max Cont Nm	Weight Kg
MTM 200 C	\$ 1978	201.4	25	625	125	250	270	720	27.9
MTM 250 C	\$ 2032	251.8	31.3	500	125	250	270	900	28.3
MTM 315 C	\$ 2110	326.3	40.5	380	125	250	270	1160	29.1
MTM 400 C	\$ 2180	410.9	51	305	125	250	270	1470	30
MTM 470 C	\$ 2250	475	59	260	125	250	270	1710	30.7
MTM 500 C	\$ 2298	523.6	65	240	125	230	270	1720	31.2
MTM 630 C	\$ 2670	631.2	61	190	125	200	270	1830	30.7
MTM 725 C	\$ 2806	724.3	70	170	125	160	270	1600	32

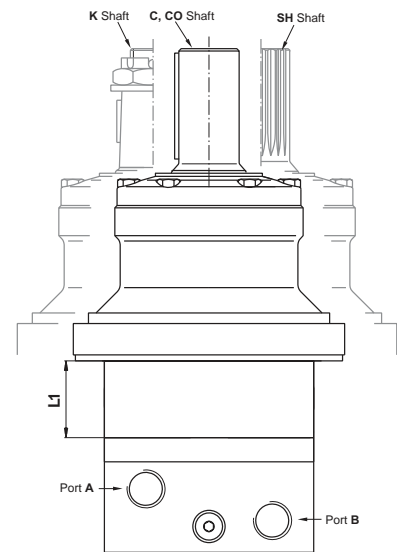
Standard Mount - MTM Series Motor



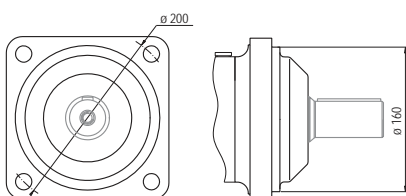
C Mount - MTMC Series Motor



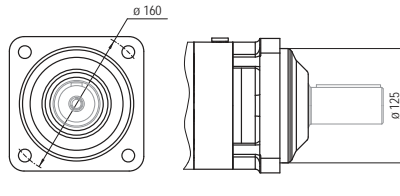
W Wheel Mount - MTMW Series Motor



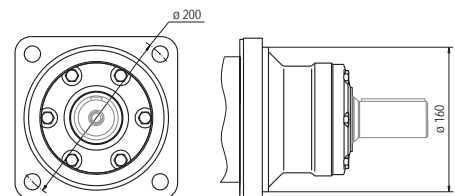
Standard Mount, 4 Holes



C - Mount, 4 Holes



W - Wheel Mount, 4 Holes



MV SERIES DISK VALVE, EURO DESIGN



Ordering Code System

MV	MOUNTING OPTION 1	DISPLACEMENT (315cc-800cc)	SHAFTS OPTION 2	SHAFT SEAL OPTION 3	SERIES 1-10
-----------	-----------------------------	--------------------------------------	---------------------------	-------------------------------	--------------------

OPTION 1 – MOUNTING			OPTION 2 – SHAFTS			OPTION 3 – SHAFT SEAL		
Code	Description	List Price	Code	Description	List Price	Code	Description	List Price
OMIT	Square (4Hole) – 160mm Spigot	-	C	50mm Straight Keyed	-	OMIT	# 60 Bar Shaft Seal	-
C	SAE C (4Hole) – 127mm Spigot	-	CO	2.1/4" Straight Keyed	-	HD	Reinforced Shaft Seal	\$ 68
W	Wheel Mount – 180mm Spigot	\$ 300	SH	2.1/8" 16T Splined	\$ 72	# Refer to specifications for performance data		
S	Short Motor – 140mm Spigot	# 290	K	60mm 1:10 Tapered	\$ 90			

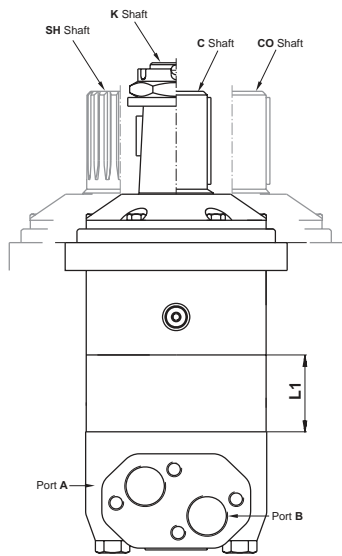
For short motor minus \$290 list off Standard motor price

SEAL KIT
Refer to page 23, MV Series

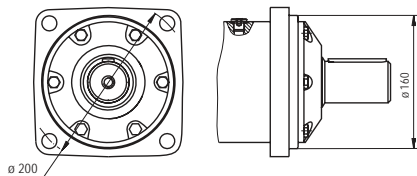
Standard: Shaft 50mm Straight Keyed, **Mount** 4 Hole, **Ports** 1" BSPP **Case** 1/4" BSPP

Part Number & Pricing		Specifications							
Part.	List Price	CC/Rev	Rotor Width L1 - mm	Speed Max Cont RPM	Flow Max Cont LPM	Pressure Drop Max Cont Bar	Inlet Pressure Max Cont Bar	Torque Max Cont Nm	Weight Kg
MV 315 C	\$ 2250	314.5	21.5	510	160	200	210	920	32.8
MV 400 C	\$ 2335	400.9	28.5	500	200	200	210	1180	33.6
MV 500 C	\$ 2490	499.6	36.5	400	200	200	210	1460	34.5
MV 630 C	\$ 2900	629.1	47	320	200	180	210	1660	35.9
MV 800 C	\$ 3056	801.8	61	250	200	160	210	1880	37.5

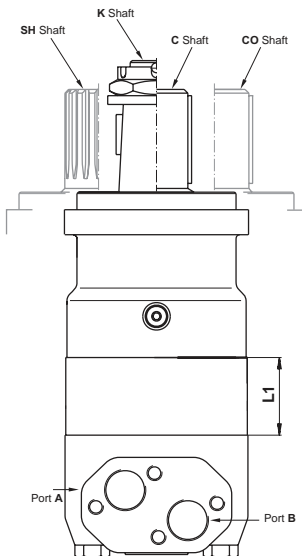
Standard Mount - MV Series Motor



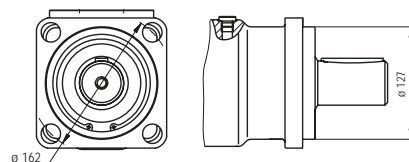
Standard Mount, 4 Holes



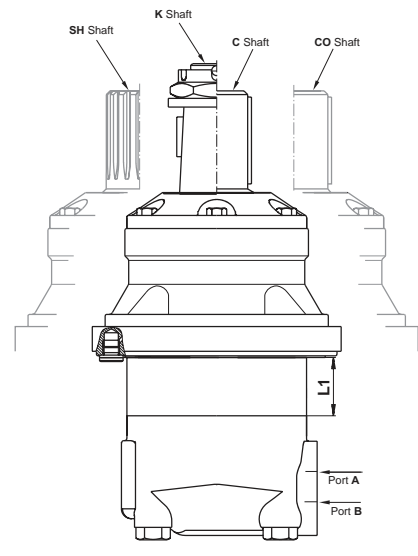
C Mount - MVC Series Motor



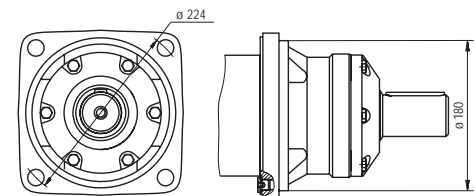
C - Mount, 4 Holes



W Wheel Mount - MVW Series Motor



W - Wheel Mount, 4 Holes



KP SERIES DIRECT MOUNTED MOTOR VALVES



Overcentre Valves with Break Release Port

Part Number & Pricing		Specifications							
	List Price	Motor Type	Cartridge	Ports BSPP		Flow Max Cont LPM	Pressure Range Bar	Pilot Ratio	Weight Kg
				A B	C				
KPBR 250/1/E	\$ 317	MP MR MH	Single	1/2"	1/4"	60	60-280	4.25:1	3.1
KPBR 250/1/D	\$ 398	MP MR MH	Dual	1/2"	1/4"	60	60-280	4.25:1	3.1
KPBW 250/1/D	\$ 688	RW HW	Dual	1/2"	1/4"	60	60-280	4.25:1	3.3
KPBS 250/1/E	\$ 317	MS	Single	1/2"	1/4"	60	60-280	4.25:1	2.9
KPBS 250/1/D	\$ 398	MS	Dual	1/2"	1/4"	60	60-280	4.25:1	3
KPBS 250/2/D	\$ 408	MS	Dual	1/2"	1/4"	60	60-280	8:1	3
KPBT 250/1/E	\$ 352	MT	Single	3/4"	1/4"	100	70-250	4.25:1	5.4
KPBT 250/1/D	\$ 435	MT	Dual	3/4"	1/4"	100	70-250	4.25:1	5.8
KPBV 250/1/D	\$ 903	MV	Dual	1"	1/4"	200	70-250	4.25:1	9.8

Cross Line Relief Valves

Part Number & Pricing		Specifications					
	List Price	Motor Type	Cartridge	Ports BSPP	Flow Max Cont LPM	Pressure Range Bar	Weight Kg
				A B			
KPER 210	\$ 164	MP MR MH	Single	1/2"	60	50-210	1.6
KPDR 210	\$ 213	MP MR MH	Dual	1/2"	60	50-210	1.6
KPDW 250	\$ 495	RW HW	Dual	1/2"	60	80-250	2.9
KPES 210	\$ 164	MS	Single	1/2"	60	50-210	1.5
KPDS 210	\$ 213	MS	Dual	1/2"	60	50-210	1.5
KPET 210	\$ 304	MT	Single	3/4"	120	80-210	5.1
KPDT 210	\$ 400	MT	Dual	3/4"	120	80-210	5.6
KPDV 250	\$ 946	MV	Dual	1"	200	20-250	8

Overcentre and Crossline Relief Valves Combined

Part Number & Pricing		Specifications						
	List Price	Motor Type	Cartridge	Ports BSPP	Flow Max Cont LPM	Pressure Range Bar	Pilot Ratio	Weight Kg
				A B				
BVR 1209/25A	\$ 520	MP MR MH	Dual	1/2"	50	30-250	4.25:1	1.6

Shuttle Valves

Part Number & Pricing		Specifications					
	List Price	Motor Type	Ports BSPP		Flow Max Cont LPM	Pressure Max Cont Bar	Weight Kg
			A B	C			
KPWR	\$ 130	MP MR MH	1/2"	1/4"	60	250	0.9
KPWS	\$ 130	MS	1/2"	1/4"	60	250	0.7
KPWT	\$ 270	MT	3/4"	1/4"	100	250	1.8
KPWV	\$ 440	MV	1"	1/4"	200	250	3.2

Handle Operated Direction Control Valve

Part Number & Pricing		Specifications				
	List Price	Motor Type	Ports BSPP	Flow Max Cont LPM	Pressure Drop Max Cont Bar	Weight Kg
			A B			
BDR 1205/25A	\$ 295	MP MR MH	1/2"	50	30-250	1.1
BDS 1205/25A	\$ 295	MS	1/2"	50	30-250	1.1

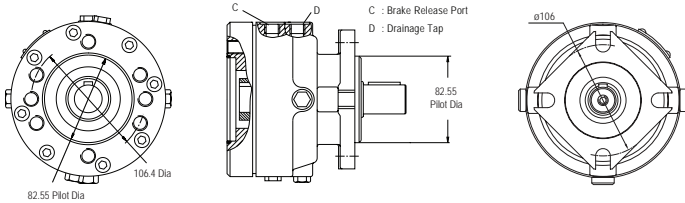
LB SERIES STATIC TORQUE DISK BRAKES



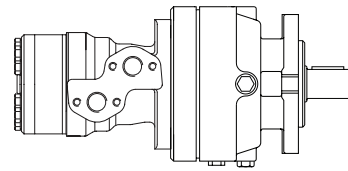
Brakes to Suit Motors MP, MR, MH and MS

Part Number & Pricing		Specifications							
Part.	List Price	Brake Input		Brake Output Shaft Mount	Static Torque Nm	Opening Pressure Min / Max Bar	Min Oil Release cm3	Pressure Drain Bar	Weight Kg
		Motor Series Page Ref	Shaft Mount						
LB/288CO-CO	\$ 752	MP, MR Pages 4, 7	1" Keyed SAE A 2 Bolt	1" Keyed SAE A 2/4 Bolt	610 - 640	23 / 300	7 - 8	0.5	10
LB/288SH-CO	\$ 752	MP, MR Pages 4, 7	1" 6B Splined SAE A 2 Bolt	1" Keyed SAE A 2/4 Bolt	610 - 640	23 / 300	7 - 8	0.5	10
LB/288CB-CB	\$ 796	MP, MR, MH, MS Pages 4, 7, 11, 13	32mm Straight SAE A 2/4 Bolt	32mm Straight SAE A 2/4 Bolt	610 - 640	23 / 300	7 - 8	0.5	10

LB 288 Series - Input, Side & Output Views



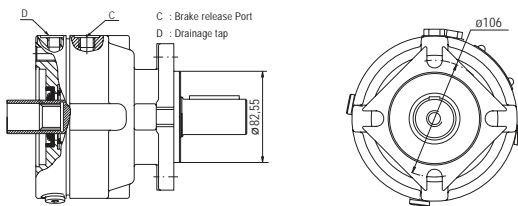
Example - MR Motor + LB/288 Brake



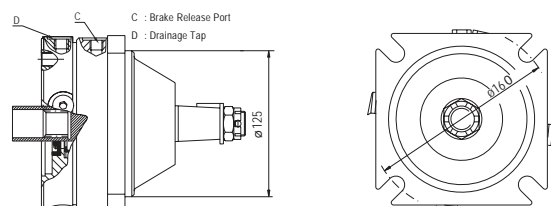
Brakes to Suit Motors MSS, MTS and MVS

Part Number & Pricing		Specifications						
Part.	List Price	Brake Input Motor Series Page Ref	Brake Output Shaft Mount	Static Torque Nm	Opening Pressure Min - Max Bar	Min Oil Release Cm3	Pressure Drain Bar	Weight Kg
LBS/289-CB	\$ 1132	MSS Short Motor Page 13	32mm Straight SAE A 2/4 Bolt	610 - 640	23 - 300	7 - 8	5	9
LBS/290-KB	\$ 1228	MSS Short Motor Page 13	35mm 1:10 Tapered Wheel	610 - 640	23 - 300	7 - 8	5	9
LBS/314-C	\$ 1628	MTS Short Motor Page 15	40mm Straight Keyed 4 Bolt Mount	1260 - 1360	29 - 300	8 - 9	5	24
LBS/315-K	\$ 1658	MTS Short Motor Page 15	45mm 1:10 Tapered Wheel	1260 - 1360	29 - 300	8 - 9	5	25
LBS/316-C	\$ 2150	MVS Short Motor Page 18	50mm Straight Keyed 4 Bolt	1270 - 1370	29 - 300	8 - 9	5	25
LBS/316-K	\$ 2150	MVS Short Motor Page 18	60mm 1:10 Tapered Wheel	1270 - 1370	29 - 300	8 - 9	5	25

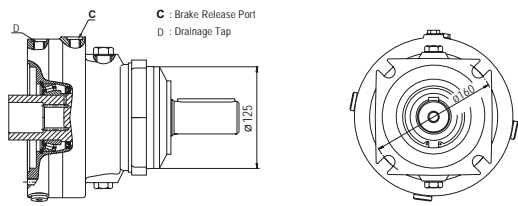
LBS 289 C - Side & Output View



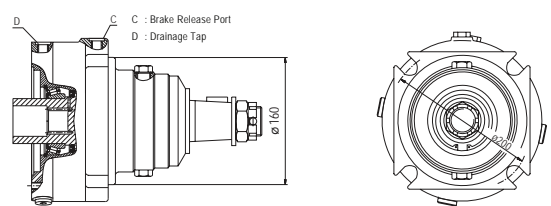
LBS 290 KB - Side & Output View



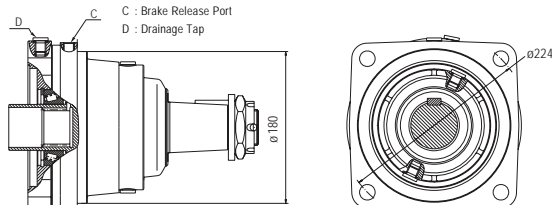
LBS 314 C - Side & Output View



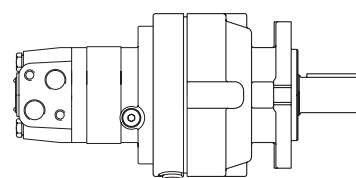
LBS 315 K - Side & Output View



LB 316 K - Side & Output Views



Example - MSS Motor + LBS 289 Brake



HKU SERIES STEERING ORBITALS



Ordering Code System

HKU	RELIEF (PART A) OPTION 1	DISPLACEMENT (40cc-1000cc)	CONFIGURATION OPTION 2	RELIEF (PART B) OPTION 3	ADDITIONS OPTION 4	SERIES 1-10
------------	-------------------------------------------	--------------------------------------	-----------------------------------------	-------------------------------------------	-------------------------------------	--------------------

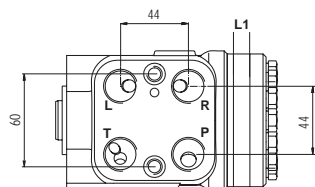
OPTION 1 – RELIEF			OPTION 2 – CONFIGURATION			OPTION 3 – RELIEF			OPTION 4 – ADDITIONS		
Code	Description	List Price	Code	Description	List Price	Code	Description	List Price	Code	Description	List Price
S	# Built in Relief and Shock Valves	\$ 110	4	Open Centre Non Load Reaction	-	150	150 Bar Relief, 200 Bar Shock Valves	-	A	3/4" UNF Ports	\$ 20
# To complete "S" option you must select "150" or "175" in OPTION 3.			3	Open Centre Load Reaction	\$ 22	175	175 Bar Relief, 240 Bar Shock Valves	-	PB	# Power Beyond	\$ 73
			7	Closed Centre	\$ 22				# Available for Displacements 40 - 125cc Only		
			5	Load Sense Static use with PRD/80 valve	\$ 140						
			5T	Load Sense – Static	\$ 140						
			5DT	Load Sense – Dynamic	\$ 150						

SEAL KIT
 Refer to page 23, HKU Series

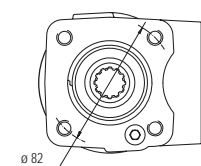
Standard: **Configuration** Open Centre, Non Load Reaction **Ports** 1/2" BSPP

Part Number & Pricing		Specifications					
Part.	List Price	CC/Rev	Rotor Width L1 - mm	Flow Max Cont LPM	Pressure Max Cont Bar	Pressure Tank Bar	Weight Kg
HKU 40/4	\$ 626	39.6	6.5	4	140	25	5.3
HKU 50/4	\$ 632	49.5	6.5	5	140	25	5.4
HKU 63/4	\$ 634	65.6	8.2	6	170	25	5.5
HKU 80/4	\$ 643	79.2	10.6	8	170	25	5.6
HKU 100/4	\$ 653	99	13.2	10	170	25	5.7
HKU 125/4	\$ 665	123.8	16.6	13	170	25	5.8
HKU 160/4	\$ 688	158.4	20.8	16	170	25	6
HKU 200/4	\$ 710	198	26.6	20	170	25	6.3
HKU 250/4	\$ 755	247.5	32.9	25	170	25	6.5
HKU 320/4	\$ 808	316.8	42.7	32	170	25	7
HKU 400/4	\$ 844	396	52.9	40	170	25	7.4
HKU 500/4	\$ 1252	495	61.2	50	170	25	8
HKU 630/4	\$ 1312	623.6	83.6	63	140	25	8.7
HKU 800/4	\$ 1381	793	110.7	70	140	25	9.6
HKU 1000/4	\$ 1985	990	133.2	70	100	25	10.6

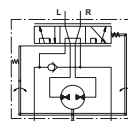
Standard HKU.../3.../4.../7 - Side View



Top View

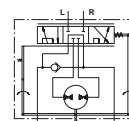


Open Centre Load Reaction



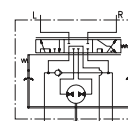
HKU.../3

Open Centre Non Load Reaction



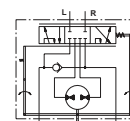
HKU.../4

Open Centre Non Load Reaction Power Beyond



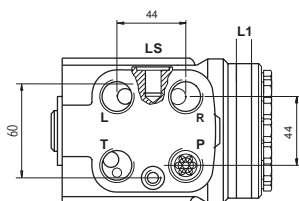
HKU.../4PB

Closed Centre Non Load Reaction

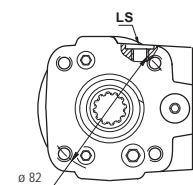


HKU.../7

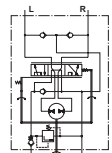
Load Sense HKUS.../5T... - Side View



Top View

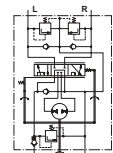


Open Centre Load Reaction Relief/Shock Valves



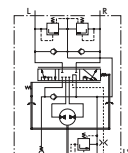
HKUS.../3

Open Centre Non Load Reaction Relief/Shock Valves



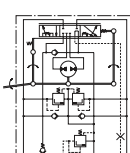
HKUS.../4

Closed Centre Load Sense Relief/Shock Valves



HKUS.../5T

Closed Centre Load Sense using PRD/80 Valve



HKUS.../5

HKU SERIES ACCESSORIES TO SUIT STEERING ORBITALS

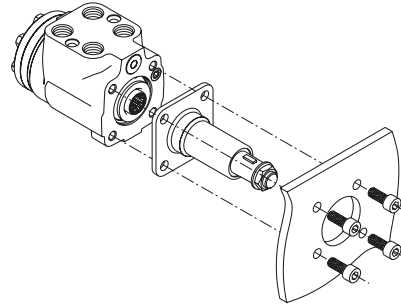


Steering Columns and Shaft Journals

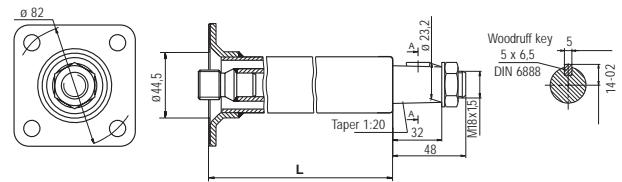
Part Number & Pricing		Specifications	
Part.	List Price	Length (L) mm	Weight Kg
KK75-I	\$ 122	78	0.75
KK150-I	\$ 144	168.2	1.1
KK275-I	\$ 166	278	1.5
KK390-I	\$ 176	393	1.9
KK465-I	\$ 232	465	2.5
KK750-I	\$ 254	777.8	3.3
SJ-HKU	\$ 40	Shaft Journal - to suit HKU Series Orbital	

Code Option	List Price	Steering Column Options
E	\$ 46	Electric Signal Connection
F	\$ 16	Mounting Flange with Tabs

Standard KK Series Column fitted to HKU Steering Orbital



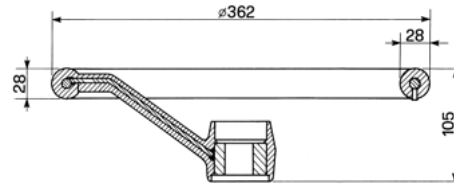
Standard KK Series Column - 1:20 Taper Shaft



Steering Wheels

Part Number & Pricing		Specifications	
Part.	List Price	Wheel Dia. mm	Column Shaft Input
360 Wheel	\$ 130	362	1:20 Tapered
400 Wheel	\$ 150	400	1:20 Tapered
400S Wheel	\$ 150	400	36T Splined
360-S.KNOB	\$ 25	Wheel Spinner, for "360 Wheel!" only	

360 Steering Wheel (400 Dia Available)



Relief Valves - BKH Series

Part Number & Pricing		Specifications					
Part.	List Price	Valve Description	Flow Max Cont LPM	Pressure Max Cont Bar	Relief Setting Bar	Shock Valves Setting Bar	Weight Kg
BKH1-125	\$ 172	Direct Mount	80	160	125	180	1.9
BKH1-150	\$ 172	Direct Mount	80	160	150	200	1.9
BKHR-125	\$ 185	Inline	80	160	125	180	2.4

Priority Valves with Load Sense - PR Series

Part Number & Pricing		Specifications						
Part.	List Price	Valve Description	Flow Max Cont LPM	Pressure P, EF Bar	Pressure CF, LS, # Bar	Pressure R, L Bar	Pressure Tank Bar	Weight Kg
PRD 80/7	\$ 275	Direct Mount - HKUS../5 only	80	250	210	280	20	2.3
PRTA 80/7	\$ 304	Inline	80	250	210	-	-	1.4
PRT 160/10	\$ 548	Inline	160	350	# PP & CF - 210	-	15	4.5

Torque Amplifiers - UVM Series

Part Number & Pricing		Specifications				
Part.	List Price	Displacement CC/Rev	Flow Max Cont LPM	Pressure Max Cont Bar	Pressure Tank Bar	Weight Kg
UVM 100	\$ 684	100	10	70	20	6
UVM 160	\$ 706	160	16	70	20	6.4

MOTOR CROSS REFERENCE TABLE

ORBITAL MOTORS

SAMT/M+S Hydraulic	EATON CHAR LYNN	DANFOSS	ROSS TRW	WHITE CROSS	PARKER	SAM BREVINI	BOSCH REXROTH	CHINESE
MM		OMM					MGX	BMM
MLHM	J SERIES		-	-	-	BGM		
MP		OMP	MF	WP	TC	BG	MGP, GMP	BMP, MAP
					TE			
HP	H SERIES	DH	MG	RS	TB			SMPS
MR		OMR	MB	WR		BR	MGR, GMR	BMR, MAR
HR	S, T SERIES	DS		RE	TF			
MLHRW, RW	W SERIES	OMEW						SMRS
MH		OMH						BMH, SMH
MLHH			ME					
HW, HWF				RE	TG			
MS, MSY		OMS			TG		MGS, GMS	BMS, MAS
						HPR		
MLHS	2000 SERIES		ME	RE	TG			
MT		OMT					MGT, GMT	BMT
MLHT	6000 SERIES		MJ			HT		
MTM		TMT						
MV		OMV					MGV, GMV	BMV
MLHV	10000 SERIES							
HKU	3, 6, 12 SERIES	OSPB					LAGC	
HKUS	3, 6, 12 SERIES	OSPC						-
(Steering)								



Factory 19 / 5 Lyn Parade PRESTONS NSW 2170
Ph: (02) 9607 4100 Fax: (02) 9607 4200