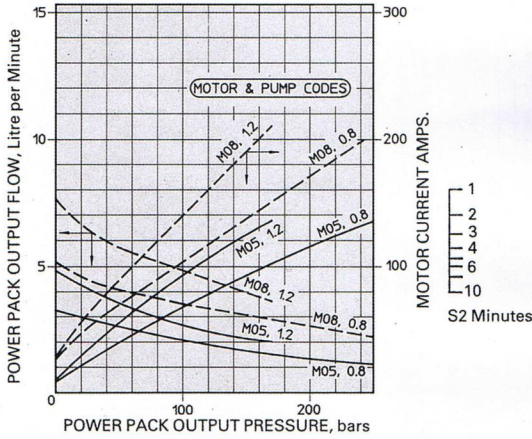
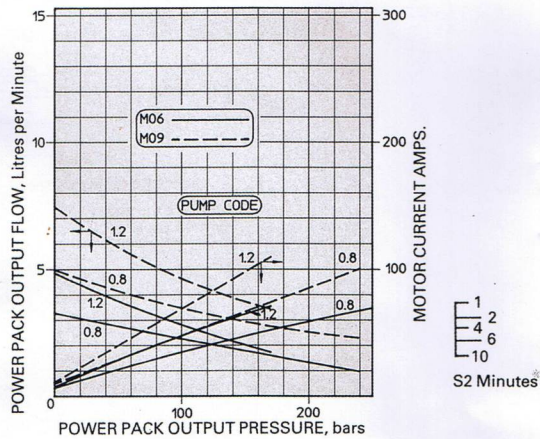


Motor v Pump Selection - DC PACKS

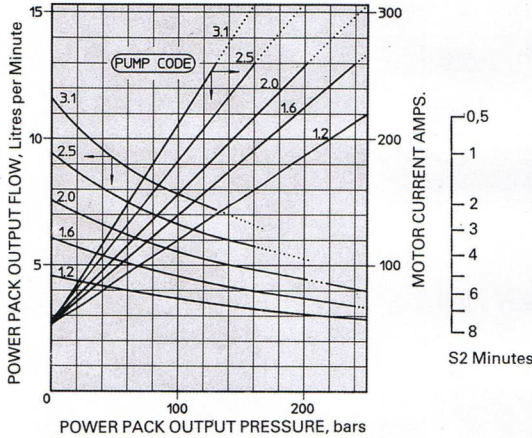
12v Motors SM05 and SM08 with 0,8 and 1,2 cc/rev pumps



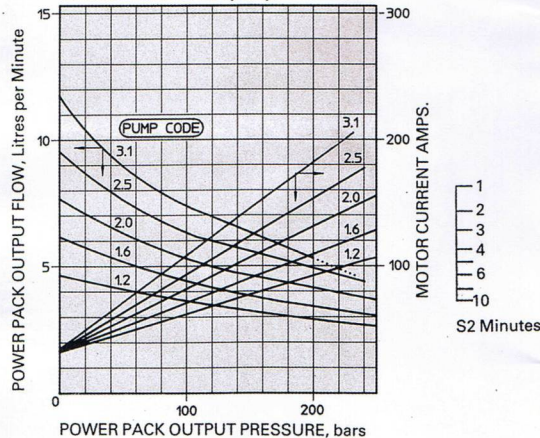
24v Motors SM06 and SM09 with 0,8 and 1,2 cc/rev pumps



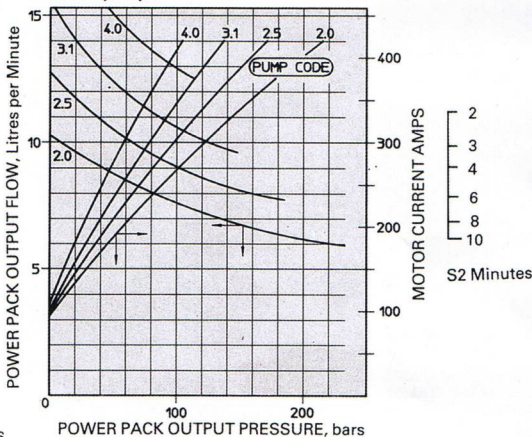
12v Motors SM11 and SM12 with 1,2, 1,6, 2,0, 2,5 and 3,1 cc/rev pumps



24v Motors SM15 and SM16 with 1,2, 1,6, 2,0, 2,5 and 3,1 cc/rev pumps



12v Motor SM30 with 2,0, 2,5, 3,1 and 4,0 cc/rev pumps



24v Motor SM32 with 2,0, 2,5, 3,1 and 4,0 cc/rev pumps

