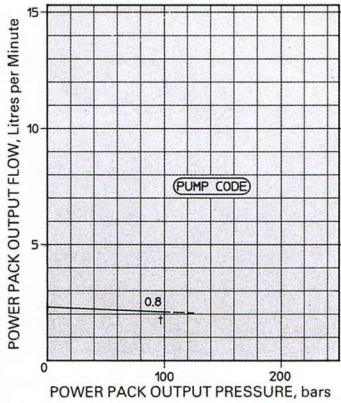
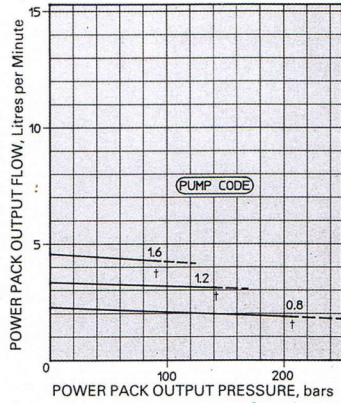


Motor v Pump Selection - AC PACKS

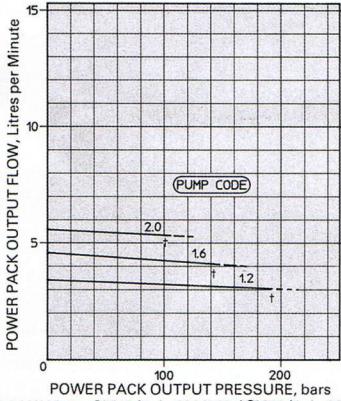
0,37 kW Motor SM43 (1ph, 220/240v) SM53 (3ph, 380/420v)



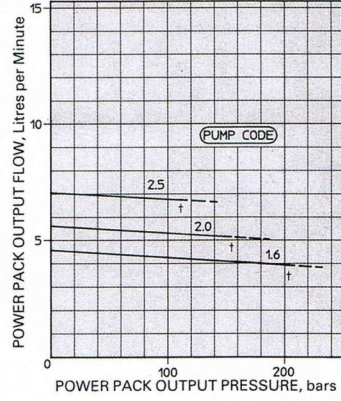
0,75 kW Motor SM45 (1ph, 220/240v) SM55 (3ph, 380/420v)



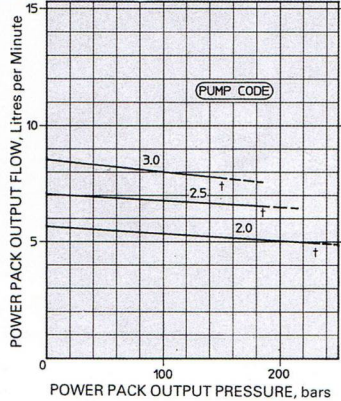
1,1 kW Motor SM46 (1ph, 220/240v) SM56 (3ph, 380/420 v)



1,5 kW Motor SM47 (1ph, 220/240 v) SM57 (3ph, 380/420v)



2,2 kW Motor SM48 (1ph, 220/240v) SM58 (3ph, 380/420v)



- † Standard Relief Setting
- Continuous
- Intermittent

Performance details taken using 68 cSt Oil at 40°C